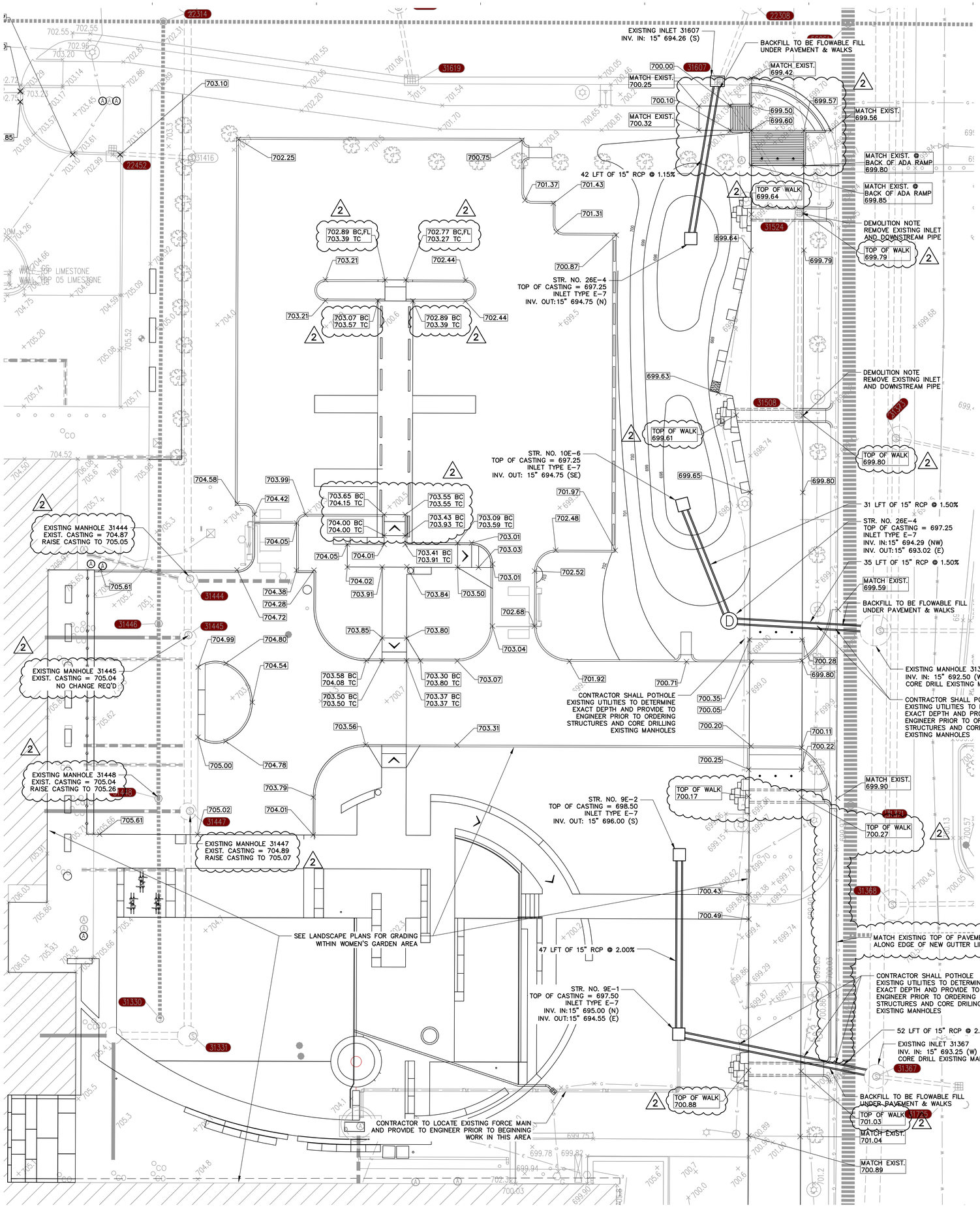

NOTES:

1. MATCH EXISTING GRADES ALONG EXISTING SIDEWALKS (NOT DESIGNATED FOR REPLACEMENT) AND BUILDINGS.
2. SPOT ELEVATIONS PROVIDED AT ALL RADIUS RETURNS, CURB LINES & SIDEWALK DIRECTION CHANGES.
3. SPOT ELEVATIONS CORRESPOND TO THE EDGE OF PAVEMENT, EDGE OF WALK UNLESS OTHERWISE NOTED.
4. SPOT ELEVATIONS GIVEN AT CURBS CORRESPOND TO THE BOTTOM OF CURB/EDGE OF PAVEMENT UNLESS OTHERWISE NOTED.
5. GRADING PROJECTION LINES ARE PERPENDICULAR TO CURB LINE FROM WHICH THEY EXTEND.
6. ALL PROPOSED GRADES SHALL TIE INTO EXISTING GRADES AT PROPERTY LINES UNLESS OTHERWISE NOTED.
7. CONTOURS WITHIN LANDSCAPED AREAS SHOWN FOR REFERENCE PURPOSES ONLY. CONTRACTOR SHALL PROVIDE SOME GRADING IN GENERAL CONFORMANCE WITH PROVIDED CONTOURS.
8. SEE LANDSCAPING SHEETS FOR GARDEN GRADING PLANS AND DETAILS.

LEGEND

- DRAINAGE SWALE FLOWLINE
- GRADING PROJECTION LINE
- XXX.XX — SPOT ELEVATION
- PROPOSED INLET
- PROPOSED STORM DRAIN MANHOLE

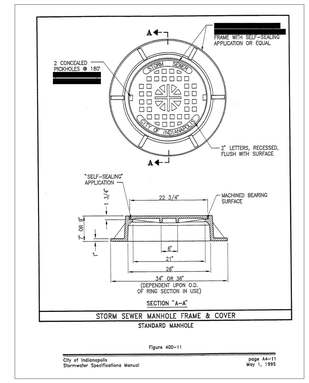

CASTING TYPE 4
NTS

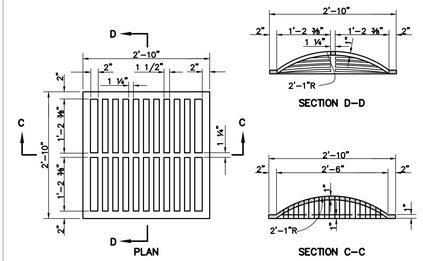

CASTING TYPE 7
NTS

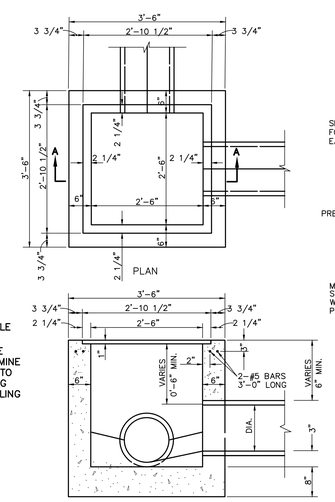

INLET TYPE "E"
NTS

NOTE:
INLET SHALL BE PLACED ON 6" (MIN.) BEDDING OF #2 STONE

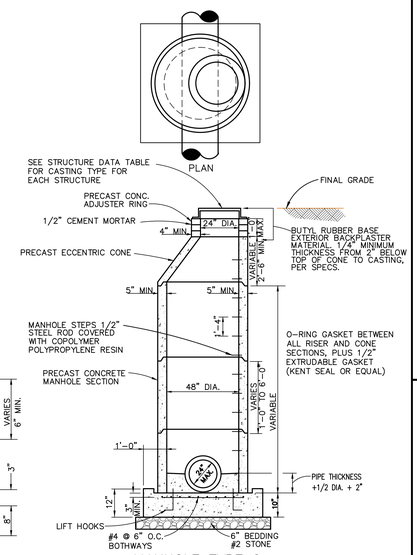

MANHOLE TYPE C
NTS

NOTE: MANHOLE CONFORMS TO ASTM.C-478
JOINT CONFORMS TO ASTM C-443.

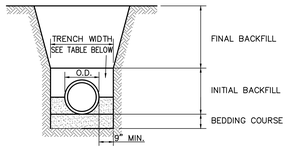

MINIMUM BEDDING, HAUNCHING AND INITIAL BACKFILL DEPTHS		
PIPE SIZE	BEDDING (BELOW PIPE BELL)	HAUNCHING AND INITIAL BACKFILL (ABOVE TOP OF PIPE)
< 24"	O.D./4 (4" MIN.)	1/2 O.D. +6" (12" MIN.)
24" & GREATER	O.D./4 (8" MIN.)	1/2 O.D. +6" (12" MIN.)

MINIMUM TRENCH WIDTHS	
PIPE SIZE	MINIMUM WIDTH (9" MIN CLEARANCE BETWEEN PIPE WALL AND TRENCH WALL)
< 42"	(O.D. x 1.25) + 12"
42" & GREATER	(O.D. x 1.25) + 24"

SEE SPECIFICATIONS FOR BACKFILL MATERIAL TYPES

RIGID PIPE BEDDING & BACKFILL REQUIREMENTS
NTS

SCALE: 1"=10'

ESKENAZI WOMEN'S GARDEN
INDIANAPOLIS, INDIANA

Owner
Health & Hospital Corporation d.b.a. Eskenazi Health
720 Eskenazi Avenue
Indianapolis, IN 46202
(317)880-0000

Architect
RATIO Architects, Inc.
101 South Pennsylvania Street
Indianapolis, Indiana 46204
(317) 633-4040

Civil Engineer
VS Engineering, Inc.
203 Main St., Suite 102
Evansville, Indiana 47708
(812) 401-0303

Electrical Engineer
Biaggi Chance Cummins London and Titzer (BCCLT)
300 Northwest Second Street
Evansville, Indiana 47708
(812) 423-4407

Irrigation Design
Irrigation Design Source
112 Shadowlawn Drive
Fishers, Indiana 46038
(317) 842-3123

Structural Engineer
American Structurepoint, Inc.
7260 Shadeland Station
Indianapolis, IN 46256
(317)-547-5580

SEAL | DATE 04/20/18

NICHOLAS R. JAHN REGISTERED NO. 10910591 STATE OF INDIANA PROFESSIONAL ENGINEER

SHEET ISSUE

1	BID SET	04/05/18
2	ADDENDUM #2	04/20/18

RATIO

COPYRIGHT NOTICE: THIS ARCHITECTURAL AND ENGINEERING DRAWING IS GIVEN IN CONFIDENCE AND SHALL BE USED ONLY PURSUANT TO THE AGREEMENT WITH RATIO ARCHITECTS, INC. NO OTHER USE, DISSEMINATION OR DUPLICATION MAY BE MADE WITHOUT PRIOR WRITTEN CONSENT OF RATIO ARCHITECTS, INC. ALL COMMON LAW RIGHTS OF COPYRIGHT AND OTHERWISE ARE HEREBY SPECIFICALLY RESERVED.

PROJECT NO. 17038.000

SHEET TITLE
PARKING LOT AND ACCES DRIVE GRADING AND STORM DETAILS

SHEET NUMBER
WH2-C002