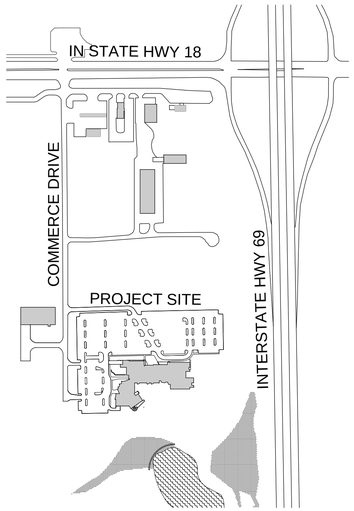

Site Location Map

N

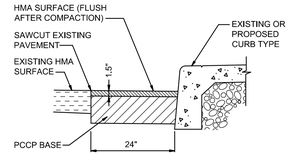

PCCP PATCHING, FULL DEPTH
165#/syd HMA (HOT MIX ASPHALT) SURFACE, TYPE B ON PCCP (PORTLAND CEMENT CONCRETE PAVING) BASE PATCHING, 8", FINISH FLUSH W/ EXISTING PAVEMENT

NOTE: USE THIS DETAIL IN AREAS WHERE PATCHING AND CURB IS REQUIRED. PATCHING WIDTH SHALL BE A MINIMUM OF 24" TYPICAL, OR AS DIRECTED BY ARCHITECT.

PCCP PATCHING DETAIL

NTS

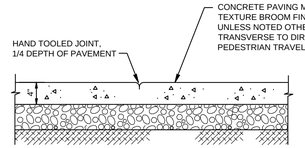

TYPICAL CONTROL JOINT

PROVIDE HAND TOOLED CONTROL JOINTS SPACED AT 5' O.C.

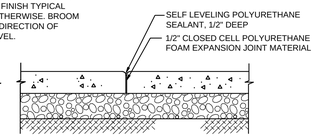

TYPICAL EXPANSION JOINT

PROVIDE EXPANSION JOINTS AT 25' O.C. MAX.

TYPICAL CONCRETE WALK LONGITUDINAL SECTIONS

NTS

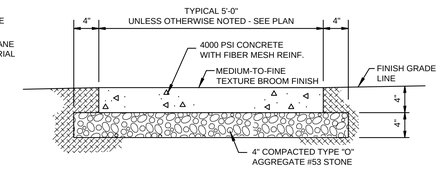

TYPICAL CONCRETE WALK CROSS SECTION

NTS

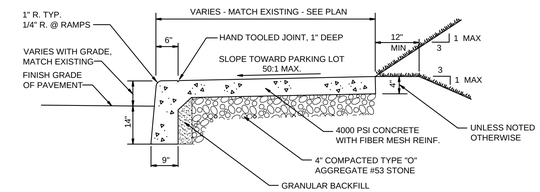

INTEGRAL CURB AND WALK

NTS

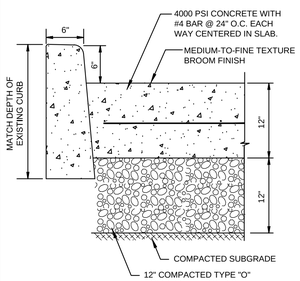

CONCRETE PAVEMENT 12" THK.

NTS

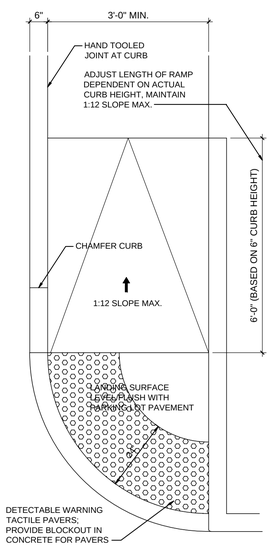

ADA COMPLIANT IN-LINE CURB RAMP

NTS

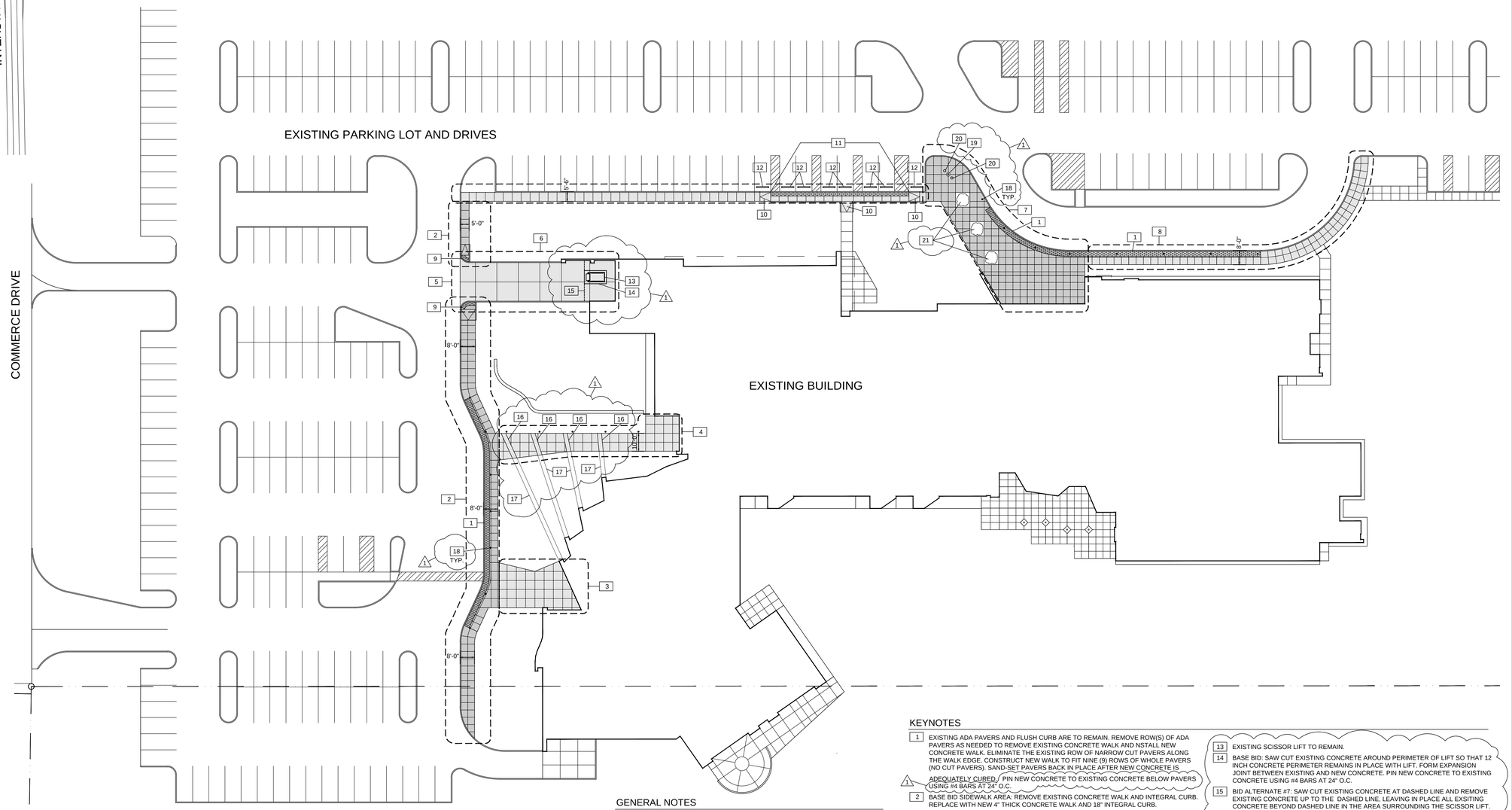

Marion Campus Site Plan

Scale: 1" = 30'-0"

N

GENERAL NOTES

1. THIS SITE PLAN WAS DRAWN BASED OFF ORIGINAL CONSTRUCTION DOCUMENTS. DIMENSIONS MAY DIFFER SLIGHTLY FROM ACTUAL CONDITIONS. CONTRACTOR IS RESPONSIBLE FOR VERIFYING ALL EXISTING CONDITIONS.
2. SHADING INDICATES CONCRETE WALKS AND CURB/WALKS TO BE REPLACED.
3. SEAL NEW CONCRETE WITH SALT-RESISTANT, CHEMICALLY REACTIVE DEEP-PENETRATING SEALER AND CURING COMPOUND: V-SEAL 102 OR APPROVED EQUAL.
4. REMOVE MARGIN OF ASPHALT PAVING AS REQUIRED TO PROPERLY INSTALL NEW 18" CONCRETE CURBS. RESTORE ASPHALT PAVING WITH PCCP AND HMA PATCH. SEE DETAIL THIS SHEET.
5. REUSE EXISTING ADA PAVERS (INSTALLED NEW IN 2014). PROVIDE NEW PAVERS TO MATCH WHERE NEW CURB RAMPS WITH DETECTABLE WARNINGS ARE SHOWN.
6. EXISTING BOLLARDS TO REMAIN.
7. RESTORE TOPSOIL AND GRASS SEED AREAS OF LAWN DISTURBED BY INSTALLATION OF NEW CURBS AND WALKS.
8. WHERE NEW CONCRETE IS POURED ADJACENT TO EXISTING CONCRETE AT EACH BUILDING ENTRANCE THRESHOLD AND OTHER WALKING SURFACES, PIN NEW CONCRETE TO EXISTING CONCRETE USING #4 BARS AT 24" O.C.
9. SALVAGE EXISTING ADA PARKING SIGNS WHICH ARE IN OR NEAR CONCRETE THAT IS TO BE REMOVED; REINSTALL SIGNS IN SAME LOCATION.

KEYNOTES

1. EXISTING ADA PAVERS AND FLUSH CURB ARE TO REMAIN. REMOVE ROW(S) OF ADA PAVERS AS NEEDED TO REMOVE EXISTING CONCRETE WALK AND NSTALL NEW CONCRETE WALK. ELIMINATE THE EXISTING ROW OF NARROW CUT PAVERS ALONG THE WALK EDGE. CONSTRUCT NEW WALK TO FIT NINE (9) ROWS OF WHOLE PAVERS (NO CUT PAVERS). SAND-SET PAVERS BACK IN PLACE AFTER NEW CONCRETE IS ADEQUATELY CURED / PIN NEW CONCRETE TO EXISTING CONCRETE BELOW PAVERS USING #4 BARS AT 24" O.C.
2. BASE BID SIDEWALK AREA: REMOVE EXISTING CONCRETE WALK AND INTEGRAL CURB. REPLACE WITH NEW 4" THICK CONCRETE WALK AND 18" INTEGRAL CURB.
3. BID ALTERNATE #1: REMOVE EXISTING CONCRETE WALK AND REPLACE WITH NEW 4" THICK CONCRETE WALK.
4. BID ALTERNATE #2: REMOVE EXISTING CONCRETE WALK AND REPLACE WITH NEW 4" THICK CONCRETE WALK.
5. BID ALTERNATE #3: REMOVE EXISTING CONCRETE PAD LOADING DOCK WITH CURBS AND REPLACE WITH NEW 12" THICK CONCRETE PAD LOADING DOCK WITH CURBS.
6. BID ALTERNATE #4: REMOVE EXISTING CONCRETE WALK AND INTEGRAL CURB. REPLACE WITH NEW 4" THICK CONCRETE WALK AND 18" INTEGRAL CURB.
7. BID ALTERNATE #5: REMOVE EXISTING CONCRETE WALK AND INTEGRAL CURB. REPLACE WITH NEW 4" THICK CONCRETE WALK AND 18" INTEGRAL CURB.
8. BID ALTERNATE #6: REMOVE EXISTING CONCRETE WALK AND INTEGRAL CURB. REPLACE WITH NEW 4" THICK CONCRETE WALK AND 18" INTEGRAL CURB.
9. NEW ADA COMPLIANT IN-LINE CURB RAMP, 1:12 SLOPE MAX. WITH TACTILE PAVERS DETECTABLE WARNING AT SURFACE FLUSH WITH PARKING LOT. SEE PLAN DETAIL, THIS SHEET.
10. NEW ADA COMPLIANT IN-LINE CURB RAMP, 1:12 SLOPE MAX.
11. NEW ADA TACTILE PAVERS DETECTABLE WARNING FULL LENGTH WHERE WALK IS FLUSH WITH PARKING LOT.
12. NEW PARKING BARRIER PRECAST WHEEL STOP
13. EXISTING SCISSOR LIFT TO REMAIN.
14. BASE BID: SAW CUT EXISTING CONCRETE AROUND PERIMETER OF LIFT SO THAT 12 INCH CONCRETE PERIMETER REMAINS IN PLACE WITH LIFT. FORM EXPANSION JOINT BETWEEN EXISTING AND NEW CONCRETE. PIN NEW CONCRETE TO EXISTING CONCRETE USING #4 BARS AT 24" O.C.
15. BID ALTERNATE #7: SAW CUT EXISTING CONCRETE AT DASHED LINE AND REMOVE EXISTING CONCRETE UP TO THE DASHED LINE, LEAVING IN PLACE ALL EXSITING CONCRETE BEYOND DASHED LINE IN THE AREA SURROUNDING THE SCISSOR LIFT. LIFT AND CONCRETE TO REMAIN. FORM EXPANSION JOINT BETWEEN EXISTING AND NEW CONCRETE. PIN NEW CONCRETE TO EXISTING CONCRETE USING #4 BARS AT 24" O.C.
16. REMOVE EXISTING BANDS OF SITE CONCRETE ALONG WITH EXISTING SIDEWALK. WHEN PLACING NEW CONCRETE, FORM JOINTS IN NEW CONCRETE ALONG THE SAME LINES TO MATCH AND EXTEND THE ANGLES OF ADJACENT SITE CONCRETE TO REMAIN. CONCRETE MATERIAL FOR NEW BANDS SHALL BE THE SAME AS NEW WALKS, NO COLOR OR FINISH DIFFERENCE.
17. SITE CONCRETE ADJACENT TO SIDEWALK SHALL REMAIN.
18. EXISTING ELECTRIFIED (LIGHTED) BOLLARDS TO REMAIN, AND EXISTING CONCRETE FOUNDATION AT EACH BOLLARD SHALL REMAIN, TYPICAL. LOCATE AND PROTECT EXISTING CONDUIT DURING DEMO AND CONSTRUCTION.
19. EXISTING FLAGPOLE AND CONCRETE FOUNDATION SHALL REMAIN.
20. EXISTING FLOOD LIGHTS SHALL REMAIN - SALVAGE DURING DEMO AND REINSTALL AT SAME LOCATIONS INTO NEW CONCRETE WALK. LOCATE AND PROTECT EXISTING CONDUIT DURING DEMO AND CONSTRUCTION.
21. EXISTING LANDSCAPE PLANTS AND TOPSOIL/PLANTER BED TO REMAIN. PROTECT PLANTS.

G|E|A
ARCHITECTS
108 E. Jackson Street
Muncie, IN 47305-2806
765.289.9155
765.289.9214
gea@geaarchitects.com

JOSEPH L. DOWDLE REGISTERED No. 19300053 STATE OF INDIANA ARCHITECT

Project:
Marion Campus Sidewalk Replacement
261 S. Commerce Drive
Marion, Indiana 46953

Prepared for:
Ivy Tech Community College

Date: 5/19/16	
Job Number: 0903-86	DWG File:
Drawn by: PK	Checked by:

No.	Date	Revision
1	5/26/16	ADDED EXISTING COND.

Sheet

A1.0

EXISTING SITE PLAN