

SECTION 00 91 13.1 – ADDENDUM 1

1.1 PROJECT INFORMATION

- A. Project Name: ANIMAL SHELTER STORAGE BUILDING.
- B. Owner: Hendricks County, Indiana.
- C. Architect: arcDESIGN, PC.
- D. Architect Project Number: 23133.
- E. Date of Addendum: April 15, 2024.

1.2 NOTICE TO BIDDERS

- A. This Addendum is issued to all registered plan holders pursuant to the Instructions to Bidders. This Addendum serves to clarify, revise, and supersede information in the Project Manual, Drawings, and previously issued Addenda. Portions of the Addendum affecting the Contract Documents will be incorporated into the Contract by enumeration of the Addendum in the Owner/Contractor Agreement.
- B. The Bidder shall acknowledge receipt of this Addendum in the appropriate space on the Bid Form.
- C. The date for receipt of bids is unchanged by this Addendum 1, at same time and location.

1.3 ATTACHMENTS

- A. This Addendum includes the following attached Documents and Specification Sections:
 - 1. Document Prebid Meeting Notes , dated April 9, 2023 , **(new)**.
 - 2. Section 00 91 13.1 Addendum 1, dated April 15, 2024 , **(new)**.
- B. This Addendum includes the following attached Sheets:
 - 1. Architectural Sheet **A121**, dated **03.01.2024** , **reissued**.

1.4 Questions and Answers

- A. Question: Is there a preferred route for power from the transformer behind the Animal Shelter to get to the garage?
 - 1. Answer: Bidders should plan to cross the asphalt drive from the transformer heading south, then skirt the edge of the asphalt drive heading east, then turning north to the building site.
- B. Question: Does the misc. wood trim around the windows and doors get painted? Specifically the details on sheet A601.

1. Answer: Yes. See the Room Finish Schedule on sheet A121 (reissued in this Addendum) and Specification Section 09 91 00 – Painting (not reissued).
- C. Question: Do the walls and ceiling that get drywall get painted?
 1. Answer: Yes. See the Room Finish Schedule on sheet A121 (reissued in this Addendum) and Specification Section 09 91 00 – Painting (not reissued).
- D. Does the 1 x 4 trim that goes at intersection of exterior walls and ceiling get painted? Detail 6E on sheet A311.
 1. Answer: Yes. See the Room Finish Schedule on sheet A121 (reissued in this Addendum) and Specification Section 09 91 00 – Painting (not reissued).
- E. Does the plywood on the board insulation get painted?
 1. Answer: Yes. See the Room Finish Schedule on sheet A121 (reissued in this Addendum) and Specification Section 09 91 00 – Painting (not reissued).

END OF DOCUMENT 00 91 13.1

09 APRIL 2024

HENDRICKS COUNTY ANIMAL SHELTER STORAGE BUILDING

Hendricks County Commissioners
aD Project #23133

PRE-BID CONFERENCE / INFORMATION

DATE: April 9, 2024

TIME: 2:00 pm

LOCATION: Project Site, 250 E. Campus Blvd, Danville, IN 46122

****Please Sign-In on the Attendance Sheet. Meeting Notes will be included in Addendum 1.***

01. PROJECT:

- a. Hendricks County Animal Shelter Storage Building

02. OWNER / DESIGN TEAM:

- a. Hendricks County:
 - i. Paul Weddle, Assistant Dir. of Facilities, Hendricks County, IN
- b. arcDESIGN:
 - i. Greg Miller, arcDESIGN, PC gmler@arcdesign.us
 - ii. Daniel Ramirez, arcDESIGN, PC dramirez@arcdesign.us
 - iii. Paul Summers, Construction Administrator, arcDESIGN, PC psummers@arcdesign.us
- c. Banning (Site):
 - i. Ryan Lindley, rlindley@banning-eng.com
- d. ATP Engineering (MEP):
 - i. Joshua Walke, jwalke@atp-eng.com

03. BIDDING

- a. **Bid Documents** (Drawings and Specifications) are available for viewing and downloading at the Eastern Engineering Plan Room free of charge. Printed documents can be purchased by interested bidders.
- b. **Forms for Bidding:** Refer to the Project Manual for bid forms required for submitting bids. A bidder's checklist is included at the bottom of this agenda as well as in the Project Manual.
- c. **Submit Bids** and required information to:
 - i. Facilities Department, Hendricks County Government Building, 255 S. Washington St., Danville, IN 46122.
 - ii. Bid Date: April 23, 2024
 - iii. Bid Time: 9:00 am local time
 - 1. Bids will be opened publicly and taken under advisement.

- d. **Type of Bid:** Single Prime
- e. **Award Date:** Within 60 days
- f. **Alternates:** Currently no Alternates.
- g. **Allowances / Unit Prices:** None.
- h. **Tax Exemption:** Hendricks County is a Tax Exempt Institution and Indiana Sales Tax for products permanently incorporated into the work shall not be included as a part of the bid or on any Application for Payment.
- i. **Additional Site Visits:** None planned.

04. CONSTRUCTION

- a. Notice to Proceed is anticipated by May 21, 2024 with Construction anticipated to be complete in 180 calendar days.
- b. Hours of Construction: Normal 7:00am – 4:00pm. Early and After hours may be arranged with the Owner.
- c. Permits and Fees: By Contractor, include with Bid.
- d. Hazardous Materials: None anticipated; if suspicious materials are encountered, notify the Owner immediately and protect the area from further disturbance.

05. SCOPE

- a. Project Scope
 - i. Animal Shelter Storage Building
 - 1. 4,000 SF, semi-heated and cooled Occupancy S-1
 - 2. Construction Type: Load Bearing Masonry w/ Wood Truss
 - 3. Fenced Shipping Container Storage Area.
 - 4. Site: Minimal parking with grade and utility location challenges.

06. ARCHITECT COMMENTS:

- a. The Hendricks County Animal Shelter is a continually operating facility with a very public mission. Access to the facility by staff and the general public must be maintained at all times. Any temporary closures of access, restrictions to parking, or disruptions to utilities must be coordinated with the Owner and the Shelter well in advance and agreed upon by the Owner, Shelter, and Contractor two weeks prior to interruptions.
- b. Submit all questions to Daniel Ramirez, arcDESIGN, PC, dramirez@arcdesign.us Questions will be responded to at the earliest opportunity. Questions and answers will be included in an Addendum to the project released prior to submission of bids.
- c. Phone Calls: Questions by phone are welcome but often can't be met with a response on the same call. Email is preferred and is typically a faster route to answers.

07. BIDDERS CHECKLIST**a. BID FORM**

- i. Insert total bid (show dollar amount in words and numerals)
- ii. Insert total Alternate(s) costs (show dollar amount in words and numerals)
- iii. Provide Company Name
- iv. Sign Bid, date and Notarize

b. CONTRACT

- i. Contractor's name and address
- ii. Date of Contractor's bid
- iii. Sign Contract (for second party) and have notarized

c. NON-COLLUSION AFFIDAVIT

- i. State and County
- ii. Signer's name
- iii. Company name
- iv. Project being bid on
- v. Sign and have notarized

d. HAZARDOUS MATERIALS STATEMENT

- i. Contractor's name
- ii. Date and signature

e. ACKNOWLEDGEMENT OF ADDENDA

- i. Insert addendum number and acknowledge with signature and date for all addenda
- ii. issued.

f. FORM 96 (Not bound with Specifications)

- i. Complete and attach to Bid

g. FINANCIAL STATEMENT (Not bound with Specifications)

- i. Complete and attach to Bid

h. BID BOND (Not bound with Specifications)

- i. Complete and attach to Bid

08. BIDDERS CHRONOLOGY

- a. **BID DELIVERY** Delivery of: Bid, Itemized Bid, Contract (signed by Contractor), Non-Collusion Affidavit, signed Acknowledgment of Addenda (for each addendum), Form No. 96, Bid Bond, and Financial Statement due at locations, date, and times shown on Notice to Bidders.
- b. **AWARD OF CONTRACT** will not exceed sixty (60) days after opening of bids.
- c. **EXECUTION OF CONTRACT** - Delivery of: Performance Bond, Payment Bond, and insurance documentation due within ten (10) days after notification of bid acceptance.
- d. **PRE-CONSTRUCTION CONFERENCE** - A pre-construction meeting is to be held after the Performance Bond, Payment Bond and Proof of insurance have been received by the County Engineer's Office.
- e. **NOTICE TO PROCEED** - Notice to Proceed will be issued within fifteen (15) days after the pre-construction conference has been held.

- f. **CONTRACT COMPLETION** - The Contract shall be completed within the number of calendar days shown on the Bid the first day of which shall be the date of the Notice to Proceed.
- g. **FINAL PAYMENT** - Payment of the retainage figure shall be made after the Final Clearance of Indebtedness Form and the Maintenance Bond have been filed.

09. QUESTIONS / COMMENTS

- a. Owner: None.
- b. Bidders:
 - i. Question: Is there a preferred route for power from the transformer behind the Animal Shelter to get to the garage?
 - 1. Answer: No route is currently shown on the documents. We will follow up with a more definitive requirement by Addendum.
 - ii. Question: If the asphalt is disturbed by trenching for the electrical power requirement, is concrete an acceptable fill / patch method since there is no asphalt in the new construction?
 - 1. Answer: If patching of asphalt is required, we will clarify the method of patching by Addendum.
Note that Section 01 73 10 Cutting and Patching indicates the use of materials identical to existing materials.
 - iii. Question: Will the Town wave any tap fees associated with the Project?
 - 1. Answer: There is no water or sewer on the project so tap fees are greatly minimized.

10. ADJOURN

ROOM FINISH SCHEDULE									
		ROOM		FLOOR		WALL FINISH			
LEVEL	NUMBER	NAME	FLOOR FINISH	BASE FINISH	NORTH	SOUTH	EAST	WEST	COMMENTS
1ST FLOOR	101	STORAGE 1	CONC	--	P1	P1	P1	P1	
1ST FLOOR	102	STORAGE 2	CONC	--	P1	P1	P1	P1	

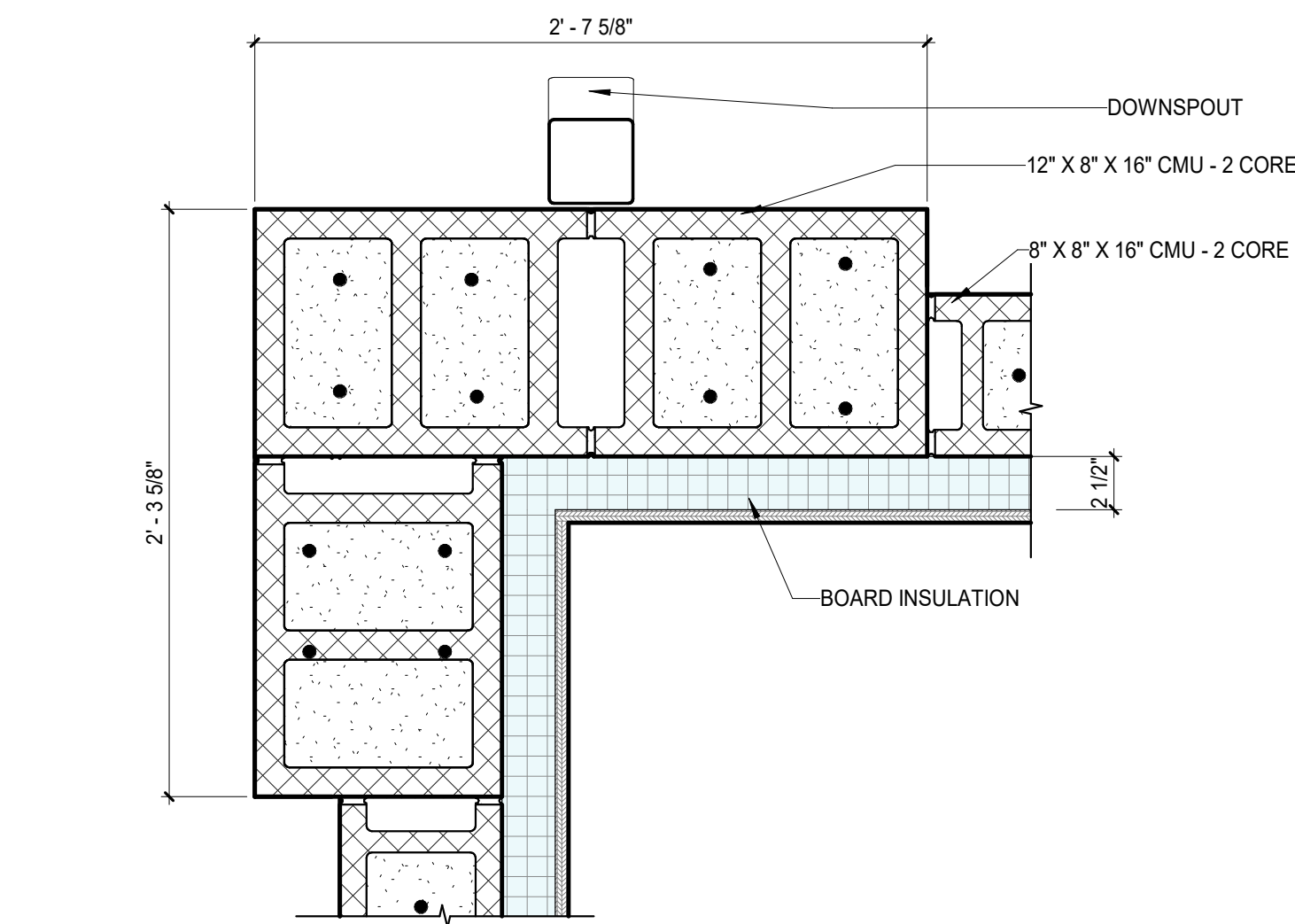
FINISH LEGEND 2021					
MARK	SPECIFICATION	MANUFACTURER	PRODUCT	ADDITIONAL INFORMATION	REP CONTACT
P1	09 91 00	SHERWIN WILLIAMS	SW 7005 - PURE WHITE		

PAINT

P1	09 91 00	SHERWIN WILLIAMS	SW 7005 - PURE WHITE		
----	----------	------------------	----------------------	--	--

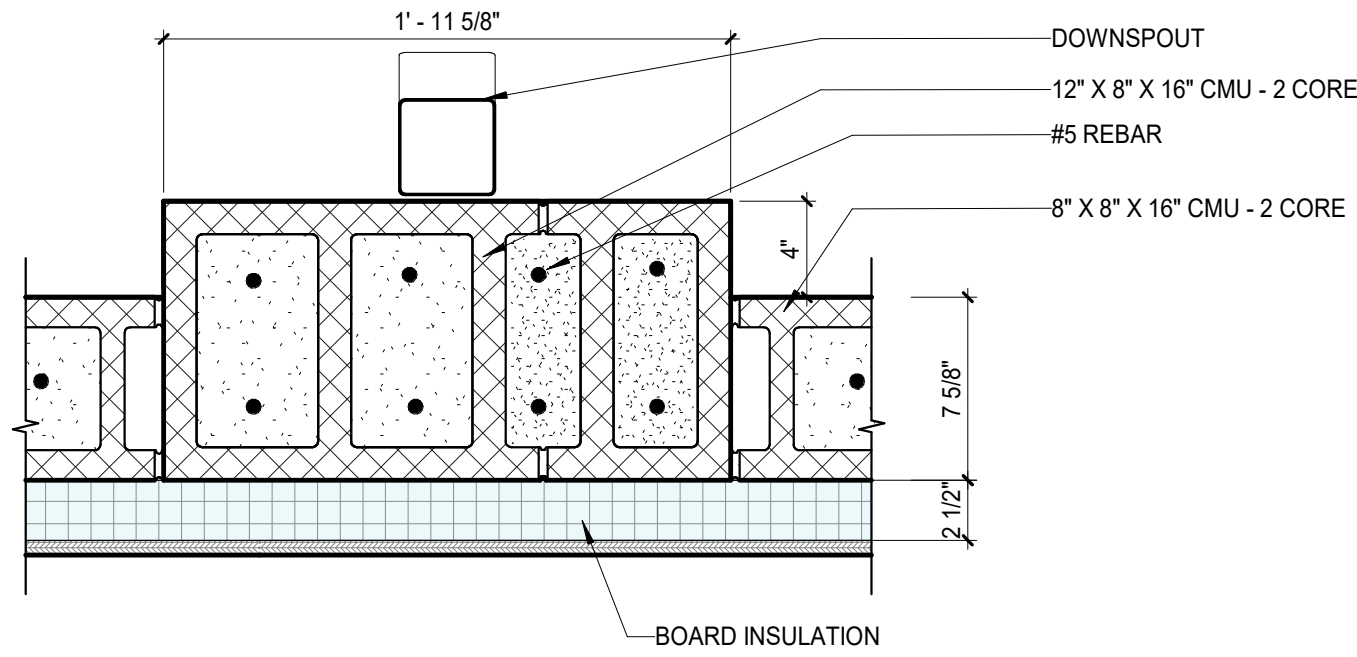
KEYNOTE LEGEND

03 21 00 A3	#5 REBAR
04 22 00 A16	8" X 8" X 16" CMU - 2 CORE
04 22 00 A18	12" X 8" X 16" CMU - 2 CORE
06 50 00 B3	1/4" BENT PLATE
06 11 00 F1	2X6
06 16 00 D6	1/2" PLYWOOD
07 21 13 A1	BOARD INSULATION
07 31 13 A1	ASPHALT SHINGLE ROOFING SYSTEM
07 31 13 E4	ATTIC/ROOF VENT
07 62 00 H42	GUTTER
07 62 00 H43	DOWNSPOUT
08 36 13 A1	SECTIONAL DOOR
08 36 13 A2	DOOR TRACK
32 31 00 A2	CHAIN LINK FENCE W/ SLATS
32 31 00 A4	CHAIN LINK GATE W/ SLATS



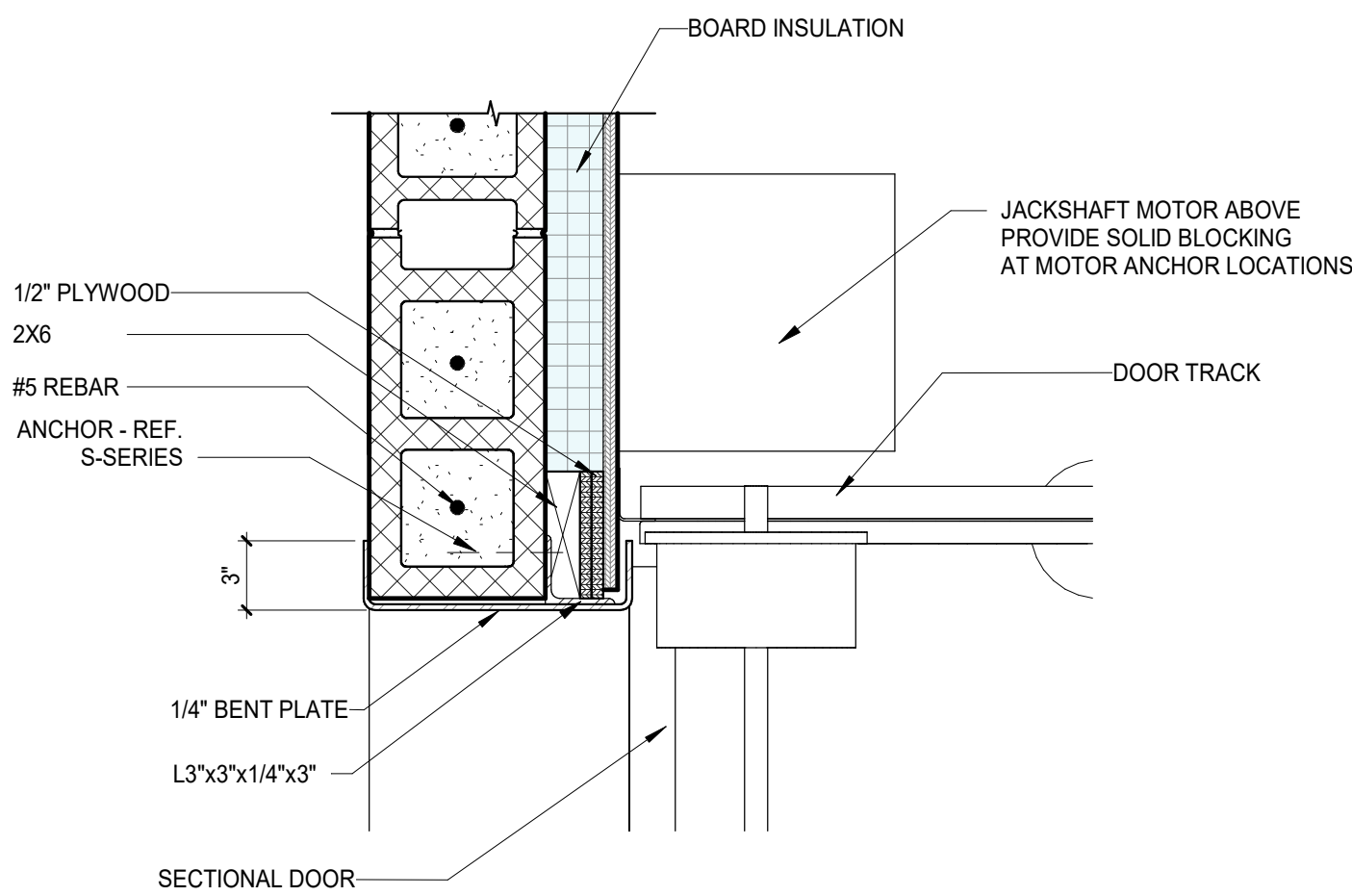
6E PLAN DETAIL

1 1/2" = 1'-0" REF: 2A/A121



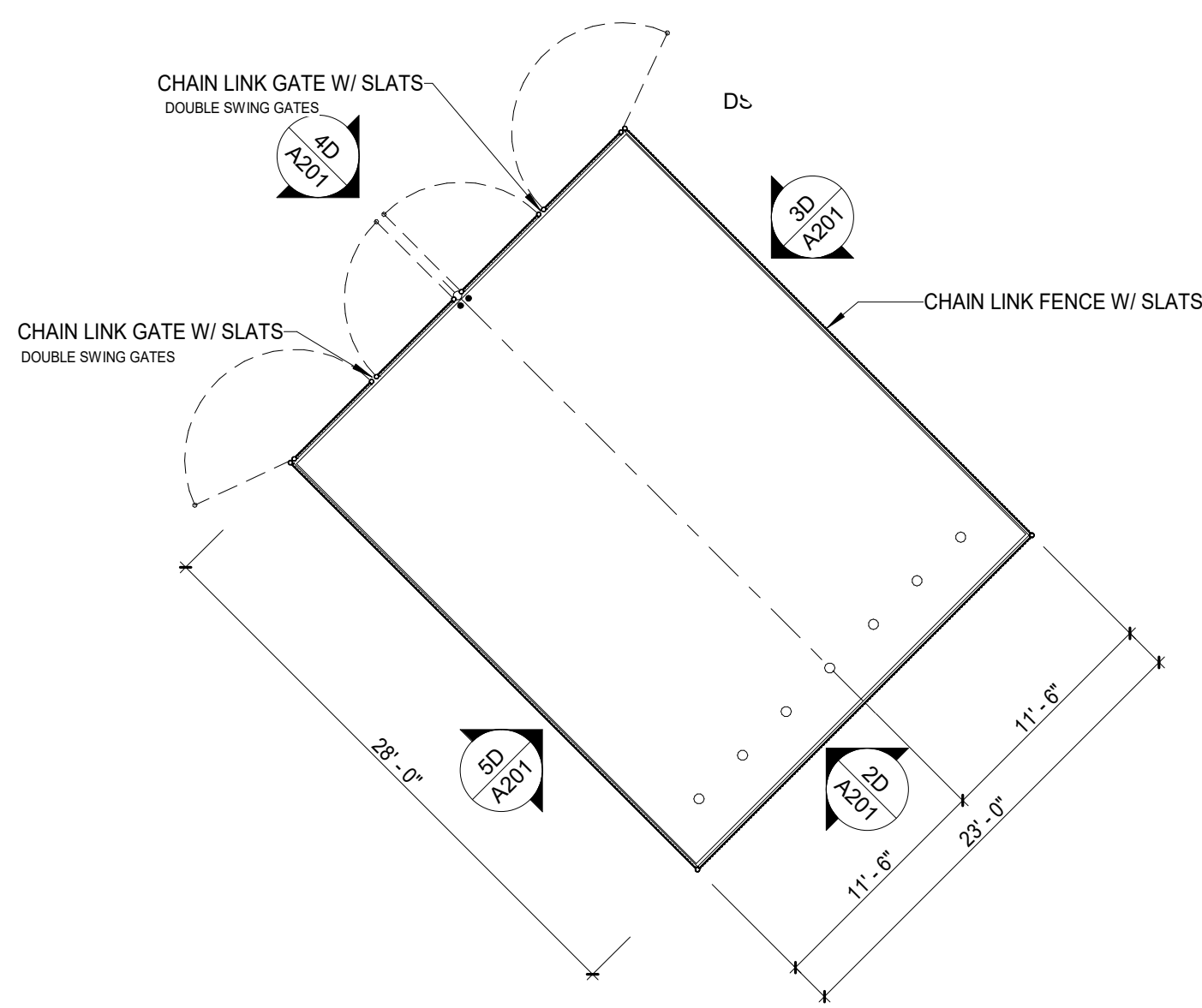
5E PLAN DETAIL

1 1/2" = 1'-0" REF: 2A/A121



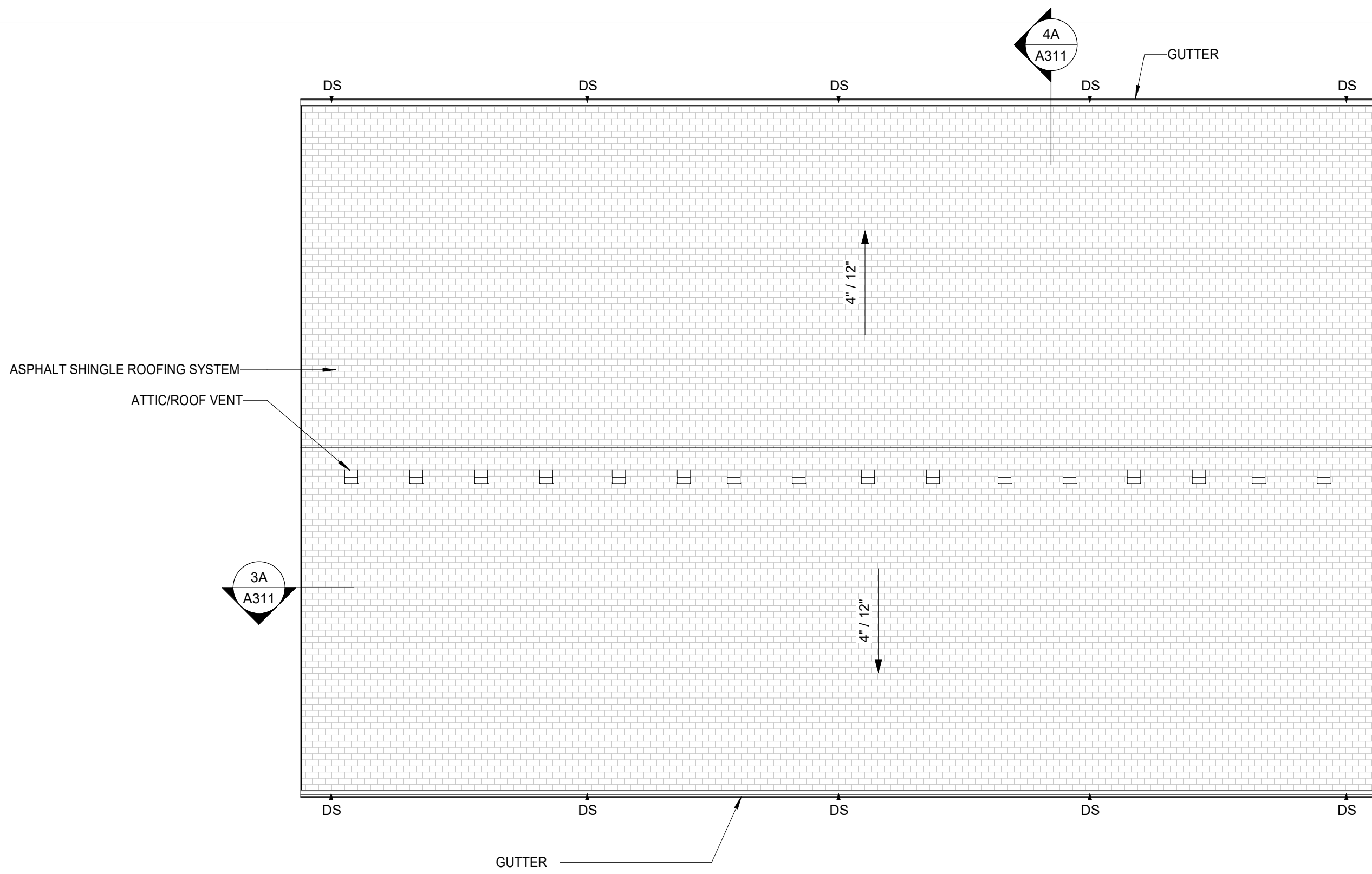
6D FLOOR PLAN - FIRST FLOOR - OHSD JAMB

1 1/2" = 1'-0" REF: 2A/A121



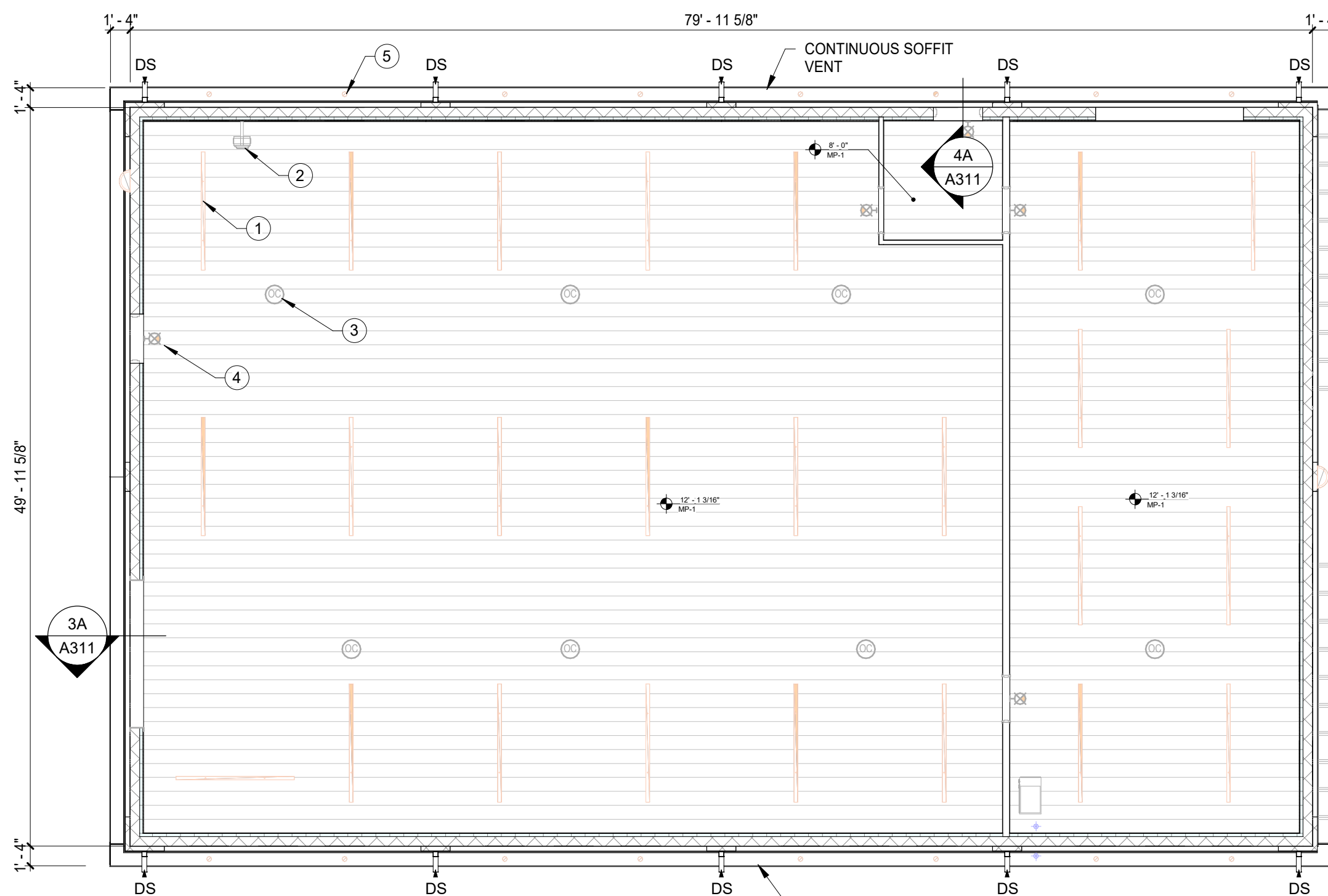
5B SOLID WASTE ENCLOSURE

1/8" = 1'-0" REF: 1A/A101



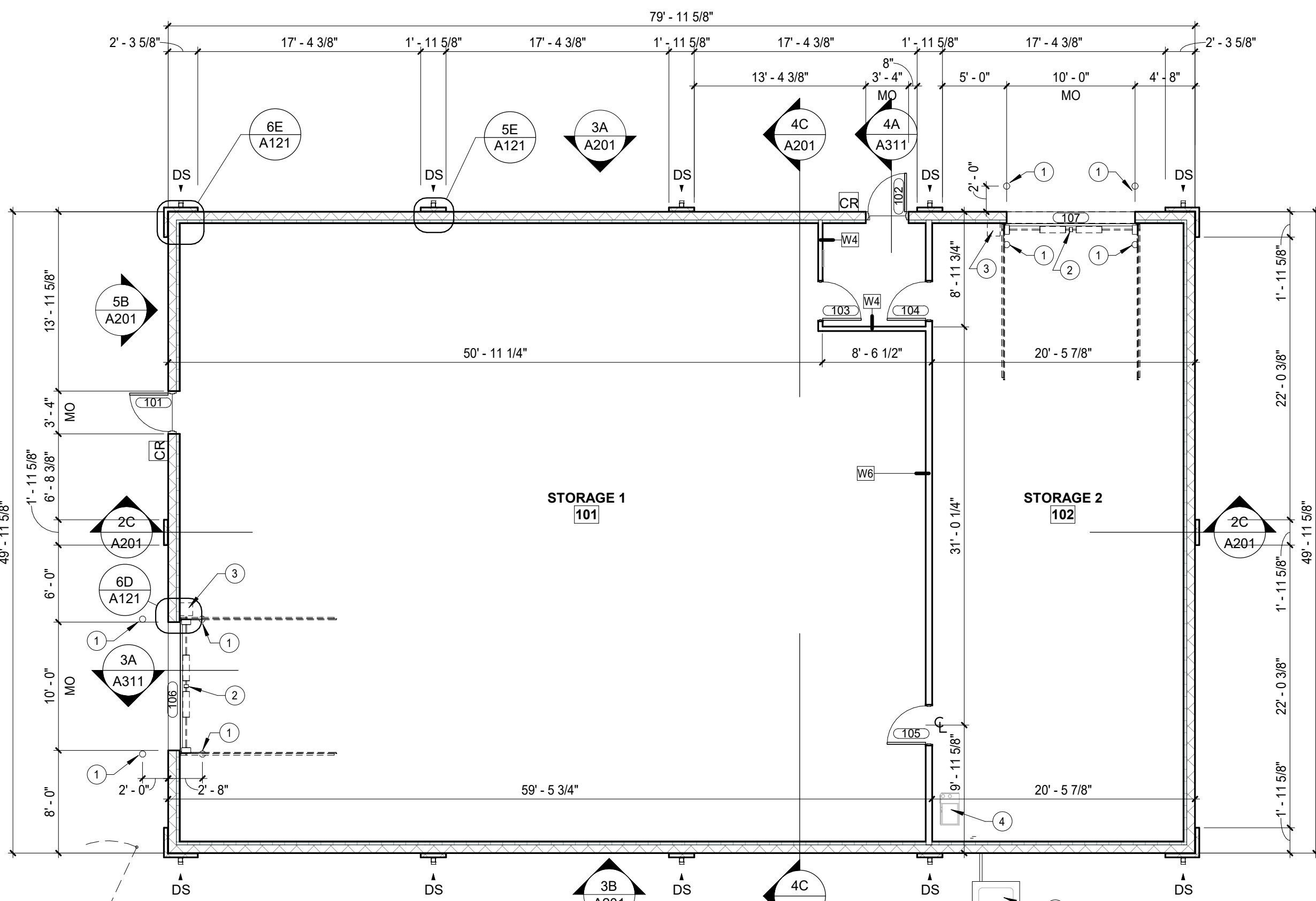
2D ROOF PLAN

1/8" = 1'-0" REF: 2C/A201



2B REFLECTED CEILING PLAN

1/8" = 1'-0" REF: 2C/A201



2A FLOOR PLAN - FIRST FLOOR

1/8" = 1'-0"

GENERAL NOTES: ROOF PLAN

- A. REFER TO A011 FOR ALL ROOF TYPE DESIGNATIONS.
B. REFER TO STRUCTURAL DRAWINGS FOR STEEL SLOPES.

GENERAL NOTES: REFLECTED CLNG PLANS

- A. REFERENCE SHEET A001 FOR CEILING TYPES INDICATED BY CEILING TYPE & ELEVATION TAGS.
B. CEILING ELEVATIONS INDICATED ARE APPROXIMATE WHERE MATERIALS ATTACH DIRECTLY TO STRUCTURE.
C. SEE ELECTRICAL LIGHTING PLAN FOR LIGHT FIXTURES SHOWN IN REFLECTED CEILING PLANS.
D. SEE MECHANICAL PLAN FOR EQUIPMENT DEPICTED IN REFLECTED CEILING PLANS.
E. PROVIDE 1X6 FIBER CEMENT TRIM AT ALL CEILING PERIMETERS. PAINT WHITE.

PLAN NOTES - REFLECTED CEILING PLAN

1. CEILING MOUNT STRIP LIGHT FIXTURE (TYPICAL) - REFERENCE E-SERIES DRAWINGS.
2. MECHANICAL UNIT - REFERENCE MECHANICAL SERIES DRAWINGS AND SPECIFICATIONS.
3. CEILING MOUNTED OCCUPANCY SENSOR (TYPICAL) - REFERENCE ELECTRICAL SERIES DRAWINGS.
4. EXIT SIGNAGE (TYPICAL) - REFERENCE ELECTRICAL DRAWINGS AND SPECIFICATIONS.
5. RECESSED LIGHTING AT SOFFITS (TYPICAL) - REFERENCE ELECTRICAL SERIES DRAWINGS AND SPECIFICATIONS.

GENERAL NOTES: ARCHITECTURAL PLANS

- A. REFERENCE SHEET A001 FOR INTERIOR WALL TYPES INDICATED BY WALL TYPE TAGS.
B. REFERENCE S-SERIES DRAWINGS AND SPECIFICATIONS FOR CONCRETE SLAB ON GRADE CONSTRUCTION.

PLAN NOTES - FLOOR PLAN

1. 8" DIA CONCRETE-FILLED SCHEDULE 80 STEEL PIPE BOLLARD SET IN CONCRETE. PAINT SAFETY YELLOW.
2. OVERHEAD SECTIONAL DOOR
3. JACK-SHAFT TYPE MOTORIZED OPENER FOR OVERHEAD SECTIONAL DOOR.
4. HVAC EQUIPMENT - REFERENCE MECHANICAL PLANS
5. CONDENSING UNIT - REFERENCE MECHANICAL SERIES DRAWINGS AND SPECIFICATIONS.