

HNHS -Ceiling, Lights, PA, Piping Systems Replacement

Project # 2024.0003

September 19, 2024

ADDENDUM NO. A-2

This addendum is issued as a supplement to the plans and specifications and shall be considered an integral part of the same. Acknowledgement of receipt of this addendum is required on the Bid Form.

- Item:** A-2.1
Location: General Information
Description: CLARIFICATION – Contractor will be able to stage dumpsters at various locations around the building depending on if school is in session or not. Contractor shall coordinate dumpster location(s) with the school.
- Item:** A-2.2
Location: General Information
Description: CLARIFICATION – Updated PA specifications will be issued as soon as possible.
- Item:** A-2.3
Location: Specification Manual
Description: Delete Specification Section 004110 – Bid Form in its entirety and replace with the attached Exhibit A-2.1, Specification Section 004110 – The Bid Form.
- Item:** A-2.4
Location: Specification Manual
Description: Delete Specification Section 012300 – Alternates in its entirety and replace with attached Exhibit A-2.2, Specification Section 012300 – Alternates.
- Item:** A-2.5
Location: Drawings Sheet G1.0 – General Project Information
Description: Revise the last sentence of DEDUCT ALTERNATE NO. 01 through DEDUCT ALTERNATE NO. 05 to read, "The new PA system in these spaces shall remain and be bid as a separate line item on the Bid Form.
- Item:** A-2.6
Location: Drawings Sheet G1.0 – General Project Information
Description: DELETE [Deduct / Add Alternate No. 06] in its entirety without replacement.
- Item:** A-2.7
Location: Drawings Sheet MD1.1D, MD1.1F
Description: Delete Sheets MD1.1D and MD1.1F in their entirety and replace them with the attached Exhibit A-2.3, Sheet MD1.1D and MD1.1F.

Item: A-2.8
Location: Drawings Sheet M1.1D, M1.1F
Description: Delete Sheets M1.1D and M1.1F in their entirety and replace them with the attached Exhibit A-2.4, Sheets M1.1D and M1.1F.

Item: A-2.9
Location: Drawings Sheet E1.1D – First Floor New Lighting Plan – Unit D
Description: Change Note 3, in DISHWASHER [room] to Note 6.

Item: A-2.10
Location: NOTE #1, Demolition Drawings Sheet ED1.1A, ED1.1B, ED1.1C, ED1.1D, ED1.1E, ED1.1F, ED1.1G, ED1.1H, ED1.1J, ED1.1K, ED1.2G, ED1.2H
Description: CLARIFICATION – The backbox shall be a Wiremold 500/700 series single-gang switch and receptacle box fitting, Ivory in color similar to part number Wiremold #V5748.

Item: A-2.11
Location: Demolition Drawings Sheet ED1.1A, ED1.1B, ED1.1C, ED1.1D, ED1.1E, ED1.1F, ED1.1G, ED1.1H, ED1.1J, ED1.1K, ED1.2G, ED1.2H
Description: Refer to Dropbox link below for record drawings containing ceiling mounted fire alarm devices and security cameras. Contractor to assume that each classroom shall have (1) ceiling mounted projector and mount which shall also be removed its entirety and provided to the Owner.

The following link will connect you to the drawings noted above. Simply copy and paste it into your browser.

<https://www.dropbox.com/scl/fo/vqvwa6p6iqz04nl9xw0ry/ACChQBAPZv-nvRFVbn84CyqY?rlkey=q8se53oxxb4d8g3b9ntggcbs8&st=n1y9vusp&dl=0>

Item: A-2.12
Location: Electrical Drawings Sheet E1.1A, E1.1B, E1.1C, E1.1D, E1.1E, E1.1F, E1.1G, E1.1H, E1.1J, E1.1K, E1.2G, E1.2H, E2.1A, E2.1B, E2.1C, E2.1D, E2.1E, E2.1F, E2.1G, E1.1H, E2.1J, E2.1K, E2.2G, E2.2H
Description: CLARIFICATION – Existing lighting circuiting is to be removed in its entirety. Existing PA wiring is to be removed in its entirety. Other existing wiring not associated with lighting or PA is to remain and moved and secured out of the way of new lighting circuiting and PA wiring.

EXHIBITS

- a. A-2.1: Specification Section 004110 – The Bid Form
- b. A-2.2: Specification Section 012300 – Alternates
- c. A-2.3: Drawings Sheet MD1.1D and MD1.1F
- d. A-2.4: Drawings Sheet M1.1D and M1.1F

EXHIBIT A2.1

SECTION 004110 - THE BID FORM

THE PROJECT AND THE PARTIES

1.1 TO:

A. **Owner**
Huntington County Community School Corporation
1063 E 900 S
Warren, Indiana 46792

1.2 FOR:

Huntington North High School – Ceilings, Lights, PA, Piping Systems Replacement

1.3 DATE: _____ (Bidder to enter date)

1.4 SUBMITTED BY: (Bidder to enter name and address)

A. Bidder's Full Name _____
Address _____
City, State, Zip _____

1.5 OFFER (BASE BID)

A. Having examined the Place of The Work and all matters referred to in the Instructions to Bidders and the Contract Documents prepared by Viridian Architectural Design, Inc. for the above-mentioned project, we, the undersigned, hereby offer to enter into a Contract to perform the Work for the Sum of:

B. **1. Ceiling, Lights, and Piping portion of Project (to include General Construction Contingency Allowance and not included in the Public Address (PA) Portion of the Project):**

_____ dollars

(\$_____), in lawful money of the United States of America.

2. Public Address (PA) Portion of the Project:

a. Option No. 01 (Basis of Design)

State the complete cost for materials and labor to provide complete (BOGEN) building wide Public Address (PA) from Fairchild, 3705 Transportation Dr., Fort Wayne, IN 46818. Complete system as outlined in the Construction Documents. OPTION bid to include an itemized list of all system components and devices and all product cut sheets and specification information for all components and devices to be provided

EXHIBIT A2.1

within bid submission package.

_____ dollars
 (\$_____), in lawful money of the United States of American.

b. Option No. 2 (EPIC)

State the complete cost for materials and labor to provide complete (EPIC) building wide Public Address (PA) from Luma, 3702 West Sample Street, South Bend, IN 46619. Complete system to be equal or better to Base Bid as outlined in the Construction Documents. OPTION bid to include an itemized list of all system components and devices and all product cut sheets and specification information for all components and devices to be provided within bid submission package.

_____ dollars
 (\$_____), in lawful money of the United States of America.

- C. Project is Tax Exempt.
- D. All Bonds described in Section 002213 are to be included in the Bid (see Alternates for additional information).
- E. All Cash and Contingency Allowances described in Section 012100 **are to be included in the Bid Sum.**

1.6 ACCEPTANCE

- A. This offer shall be open to acceptance and is irrevocable for ninety days from the bid closing date.
- B. If this bid is accepted by Owner within the time period stated above, we will:
 - 1. Execute the Agreement within seven days of receipt of Notice of Award.
 - 2. Furnish the required bonds within seven days of receipt of Notice of Award.
 - 3. Commence work within seven days after written Notice to Proceed of this bid.

1.7 CONTRACT TIME

- A. If this Bid is accepted, work shall be completed no later than the following:
- B. Substantial Completion by **Wednesday, November 26, 2025.**

1.8 CHANGES TO THE WORK

- A. When Architect establishes that the method of valuation for Changes in the Work will be net cost plus a percentage fee in accordance with General Conditions, our percentage fee will be:

EXHIBIT A2.1

1. _____ percent overhead and profit on the net cost of our own Work;
 2. _____ percent on the cost of work done by any Subcontractor.
- B. On work deleted from the Contract, our credit to Owner shall be Architect-approved net cost plus _____ of the overhead and profit percentage noted above.

1.9 ADDENDA

- A. The following Addenda have been received. The modifications to the Bid Documents noted below have been considered and all costs are included in the Bid Sum.

1. Addendum # _____ Dated _____.
2. Addendum # _____ Dated _____.
3. Addendum # _____ Dated _____.

1.10 BID FORM SUPPLEMENTS

- A. The following information shall be included in the Bid Submission:

1. **ALTERNATES**

- a. ALTERNATE No. 01 (DEDUCT)

State the complete [DEDUCT] cost to omit new lay-in ceiling and grid system, new LED light fixtures, and mechanical diffusers, grilles and ductwork from the FIELD HOUSE FITNESS CENTER, OFFICES, RESTROOMS, LOCKER ROOMS, CORRIDORS, and VESTIBULE. The new PA system in these spaces shall remain and be bid as a separate line item on the Bid Form.

DEDUCT: \$_____.

- b. ALTERNATE No. 02 (DEDUCT)

State the complete [DEDUCT] cost to omit new lay-in ceiling and grid system, new LED light fixtures, and mechanical diffusers, grilles and ductwork from the AREA LOCKER ROOMS, OFFICE CONCESSIONS, AND ALL ASSOCIATED ANCILLARY SPACES. The new PA system in these spaces shall remain and be bid as a separate line item on the Bid Form.

DEDUCT \$_____.

- c. ALTERNATE No. 03 (DEDUCT)

State the complete [DEDUCT] cost to omit new lay-in ceiling and grid system, new LED light fixtures, and mechanical diffusers, grilles and ductwork from the MAINTENANCE LOADING DOCK, ENTERTAINMENT STUDIES CLASSROOMS, RADIO STATION, AND ALL ASSOCIATED ANCILLARY SPACES. Existing grid will need to be modified for new ceiling system to interface with existing ceiling system to remain. The new PA

EXHIBIT A2.1

system in these spaces shall remain and be bid as a separate line item on the Bid Form.

DEDUCT \$_____.

d. ALTERNATE No. 04 (DEDUCT)

State the complete [DEDUCT] cost to omit new lay-in ceiling and grid system, new LED light fixtures, and mechanical diffusers, grilles and ductwork from CLASSROOMS. Existing grid will need to be modified for new ceiling system to interface with existing ceiling system to remain. The new PA system in these spaces shall remain and be bid as a separate line item on the Bid Form.

DEDUCT \$_____.

e. ALTERNATE No. 05 (DEDUCT)

State the complete [DEDUCT] cost to omit new lay-in ceiling and grid system, new LED light fixtures, and mechanical diffusers, grilles and ductwork from CLASSROOMS AND ALL ASSOCIATED ANCILLARY SPACES. Existing grid will need to be modified for new ceiling system to interface with existing ceiling system to remain. The new PA system in these spaces shall remain and be bid as a separate line item on the Bid Form.

DEDUCT \$_____.

1.11 CONSTRUCTION TEAM

- A. The undersigned agrees to provide a list of proposed Subcontractors and Supplier for each division of work represented within their Base Bid and within 48 hours of the bid time.

1.12 BID FORM SIGNATURE(S)

The Corporate Seal of

(Bidder - print the full name of your firm)

was hereunto affixed in the presence of:

(Authorized signing officer, Title)

(Seal)

EXHIBIT A2.1

(Authorized signing officer, Title)

If the Bid is a joint venture or partnership, add additional forms of execution for each member of the joint venture in the appropriate form or forms as above.

END OF SECTION 004110

EXHIBIT A-2.2

SECTION 012300 - ALTERNATES

PART 1 - GENERAL

1.1 SUMMARY

- A. Section includes administrative and procedural requirements for alternates.

1.2 DEFINITIONS

- A. Alternate: An amount proposed by bidders and stated on the Bid Form for certain work defined in the bidding requirements that may be added to or deducted from the base bid amount if the Owner decides to accept a corresponding change either in the amount of construction to be completed or in the products, materials, equipment, systems, or installation methods described in the Contract Documents.
 - 1. Alternates described in this Section are part of the Work only if enumerated in the Agreement.
 - 2. The cost or credit for each alternate is the net addition to or deduction from the Contract Sum to incorporate alternates into the Work. No other adjustments are made to the Contract Sum.

1.3 PROCEDURES

- A. Coordination: Revise or adjust affected adjacent work as necessary to completely integrate work of the alternate into Project.
 - 1. Include as part of each alternate, miscellaneous devices, accessory objects, and similar items incidental to or required for a complete installation whether or not indicated as part of alternate.
- B. Execute accepted alternates under the same conditions as other work of the Contract.
- C. Schedule: A schedule of alternates is included at the end of this Section. Specification Sections referenced in schedule contain requirements for materials necessary to achieve the work described under each alternate.

PART 2 - PRODUCTS (Not Used)

PART 3 - EXECUTION

3.1 SCHEDULE OF ALTERNATES

- A. DEDUCT Alternate No. 01 – UNITS J and K.
 - 1. Base Bid: As designed, detailed, and scheduled in the Construction Documents.

EXHIBIT A-2.2


2. Deduct Alternate: Omit new lay-in ceiling and grid system, new LED light fixtures, and mechanical diffusers, grilles and ductwork from the FIELD HOUSE FITNESS CENTER, OFFICES, RESTROOMS, LOCKER ROOMS, CORRIDORS, and VESTIBULE. The new PA system in these spaces shall remain and be bid as a separate line item on the Bid Form.
- B. DEDUCT Alternate No. 02 – UNIT H.
1. Base Bid: As designed, detailed, and scheduled in the Construction Documents.
 2. Deduct Alternate: Omit new lay-in ceiling and grid system, new LED light fixtures, and mechanical diffusers, grilles and ductwork from the AREA LOCKER ROOMS, OFFICE CONCESSIONS, AND ALL ASSOCIATED ANCILLARY SPACES. The new PA system in these spaces shall remain and be bid as a separate line item on the Bid Form.
- C. DEDUCT Alternate No. 03 – UNITS C and D
1. Base Bid: As designed, detailed, and scheduled in the Construction Documents.
 2. Deduct Alternate: Omit new lay-in ceiling and grid system, new LED light fixtures, and mechanical diffusers, grilles and ductwork from the MAINTENANCE LOADING DOCK, ENTERTAINMENT STUDIES CLASSROOMS, RADIO STATION, AND ALL ASSOCIATED ANCILLARY SPACES. Existing grid will need to be modified for new ceiling system to interface with existing ceiling system to remain. The new PA system in these spaces shall remain and be bid as a separate line item on the Bid Form.
- D. DEDUCT Alternate No. 04 – Unit F
1. Base Bid: As designed, detailed, and scheduled in the Construction Documents.
 2. Deduct Alternate: Omit new lay-in ceiling and grid system, new LED light fixtures, and mechanical diffusers, grilles and ductwork from CLASSROOMS. Existing grid will need to be modified for new ceiling system to interface with existing ceiling system to remain. The new PA system in these spaces shall remain and be bid as a separate line item on the Bid Form.
- E. DEDUCT Alternate No. 05 – Units A and B
1. Base Bid: As designed, detailed, and schedule in the Construction Documents.
 2. Deduct Alternate: Omit new lay-in ceiling and grid system, new LED light fixtures, and mechanical diffusers, grilles and ductwork from CLASSROOMS AND ALL ASSOCIATED ANCILLARY SPACES. Existing grid will need to be modified for new ceiling system to interface with existing ceiling system to remain. The new PA system in these spaces shall remain and be bid as a separate line item on the Bid Form.

END OF SECTION 012300



2020 E. Washington Boulevard
Suite 200
Fort Wayne, Indiana 46803
PH: 260.424.4830
www.viridian-design.net

CERTIFICATION



All Concepts, Ideas, design elements, plans, and details as shown on this document are the sole property of Viridian Architectural Design, Inc. and shall not be used for any purpose without prior expressed written consent. The Owner shall be permitted to retain copies for information and reference.

HNHS - CEILING, LIGHTS, PA, PIPING
SYSTEMS REPLACEMENT
450 MACGAHAN STREET
HUNTINGTON, INDIANA 46750

REVISION	DATE	DESCRIPTION
1	09-18-2024	ADDENDUM #1

DATE	PROJECT
09/09/2024	2024.0003

TITLE
FIRST FLOOR MECHANICAL PIPING DEMOLITION PLAN - UNIT D

SHEET
MDI.1D

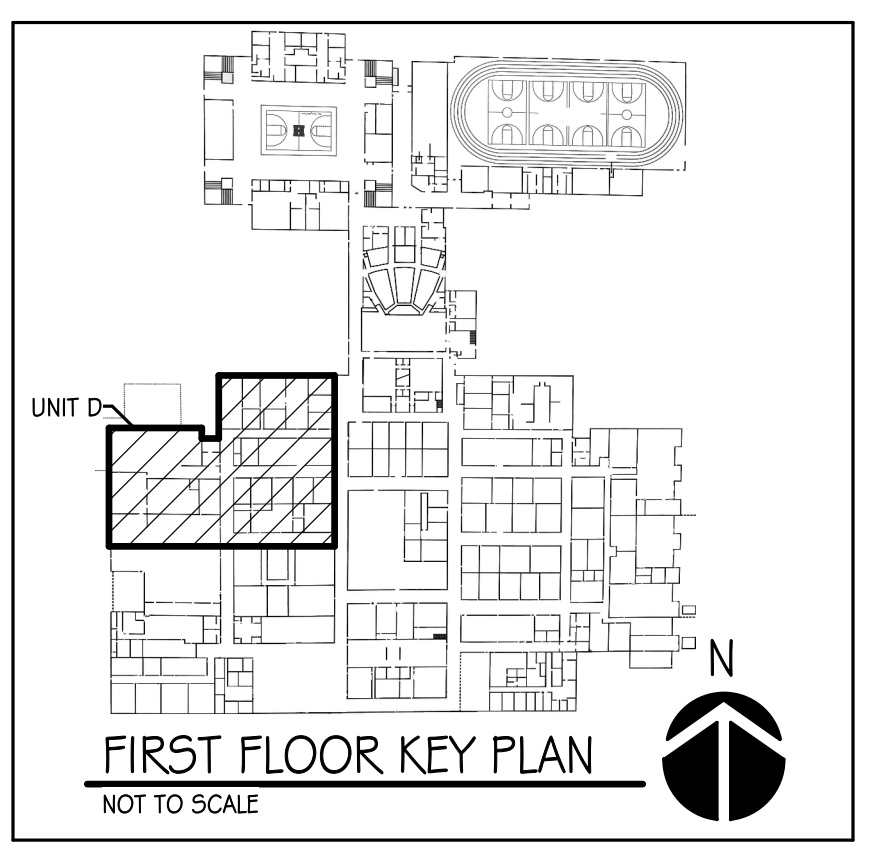
MECHANICAL DEMOLITION PLAN NOTES

1. REMOVE PIPING TO POINT INDICATED INCLUDING ALL HANGERS, ACCESSORIES AND HARDWARE. PREPARE AREA FOR NEW WORK.
2. IT IS THE INTENT FOR THE CEILINGS LOCATED IN THE CORRIDOR AREAS TO BE REMOVED 2 WEEKS PRIOR TO THE END OF SCHOOL 2025 FOR EARLY PREPARATION OF PIPE REPLACEMENT WORK. REFER TO ARCHITECTURAL SHEET G1.0 FOR ADDITIONAL INFORMATION.

NOTE: PIPE ROUTING SHOWN ON PLANS FOR CLARITY. ACTUAL FIELD ROUTING WILL VARY INCLUDING CONGESTED AREAS FROM MULTIPLE PAST ADDITIONS WITH PIPING EXPANSIONS AND AREAS OF STACKED PIPING. CONTRACTOR TO NOTE LOCATIONS OF EXISTING PIPE ROUTES FOR PIPE BEING REMOVED AND REUSE EXISTING PIPE ROUTES. COORDINATE WITH A/E TEAM FOR REVIEW OF ANY ROUTING OF NEW PIPE THAT DIFFERS FROM EXISTING CONDITIONS.

ASBESTOS ABATEMENT - THE COST ASSOCIATED WITH THE ASBESTOS CONTAINING MATERIALS (ACM) IDENTIFICATION, CONTAINMENT, AIR MONITORING AND ABATEMENT THAT IS REQUIRED FOR ALL PIPE DEMOLITION IN THIS PROJECT SCOPE SHALL BE THE FULL RESPONSIBILITY OF THE OWNER.

ALL PIPING REPLACEMENT WORK SHALL BE COMPLETED NO LATER THAN FRIDAY, JULY 18, 2025. CONTRACTOR SHALL USE ALL MEANS NECESSARY TO COMPLETE THIS WORK (100%) INCLUDING BY NOT LIMITED TO 24/7 WORK HOURS / SHIFTS. ALL SYSTEMS AFFECTED BY PIPING REPLACEMENT SHALL BE 100% OPERATIONAL NO LATER THAN FRIDAY, JULY 18, 2025.



one and one half inches = one foot

one inch = one foot

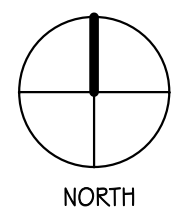
three quarters inch = one foot

one half inch = one foot

three eighths inch = one foot

one quarter inch = one foot

one eighth inch = one foot



FIRST FLOOR MECHANICAL PIPING DEMOLITION PLAN - UNIT D

SCALE: 1/8" = 1'-0"

one and one half inches = one foot

one inch = one foot

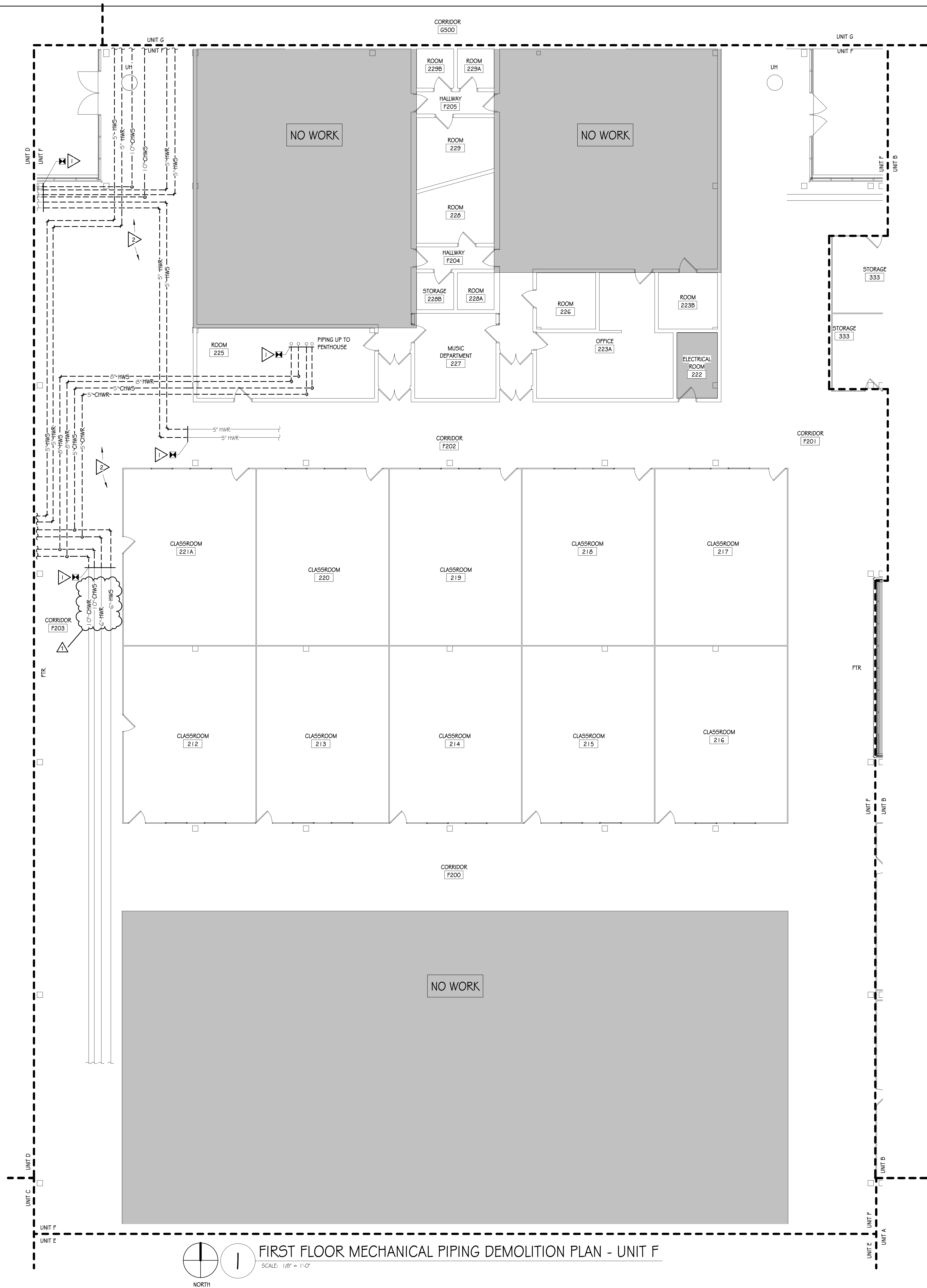
three quarters inch = one foot

one half inch = one foot

three eighths inch = one foot

one quarter inch = one foot

one eighth inch = one foot



MECHANICAL DEMOLITION PLAN NOTES

- REMOVE PIPING TO POINT INDICATED INCLUDING ALL HANGERS, ACCESSORIES AND HARDWARE. PREPARE AREA FOR NEW WORK.
- IT IS THE INTENT FOR THE CEILINGS LOCATED IN THE CORRIDOR AREAS TO BE REMOVED 2 WEEKS PRIOR TO THE END OF SCHOOL 2025 FOR EARLY PREPARATION OF PIPE REPLACEMENT WORK. REFER TO ARCHITECTURAL SHEET G1.0 FOR ADDITIONAL INFORMATION.

NOTE: PIPE ROUTING SHOWN ON PLANS FOR CLARITY. ACTUAL FIELD ROUTING WILL VARY INCLUDING CONGESTED AREAS FROM MULTIPLE PAST ADDITIONS WITH PIPING EXPANSIONS AND AREAS OF STACKED PIPING. CONTRACTOR TO NOTE LOCATIONS OF EXISTING PIPE ROUTES FOR PIPE BEING REMOVED AND REUSE EXISTING PIPE ROUTES. COORDINATE WITH AE TEAM FOR REVIEW OF ANY ROUTING OF NEW PIPE THAT DIFFERS FROM EXISTING CONDITIONS.

ASBESTOS ABATEMENT - THE COST ASSOCIATED WITH THE ASBESTOS CONTAINING MATERIALS (ACM) IDENTIFICATION, CONTAINMENT, AIR MONITORING AND ABATEMENT THAT IS REQUIRED FOR ALL PIPE DEMOLITION IN THIS PROJECT SCOPE SHALL BE THE FULL RESPONSIBILITY OF THE OWNER.

ALL PIPING REPLACEMENT WORK SHALL BE COMPLETED NO LATER THAN FRIDAY, JULY 18, 2025. CONTRACTOR SHALL USE ALL MEANS NECESSARY TO COMPLETE THIS WORK (100%) INCLUDING BY NOT LIMITED TO 24 / 7 WORK HOURS / SHIFTS. ALL SYSTEMS AFFECTED BY PIPING REPLACEMENT SHALL BE 100% OPERATIONAL NO LATER THAN FRIDAY, JULY 18, 2025.

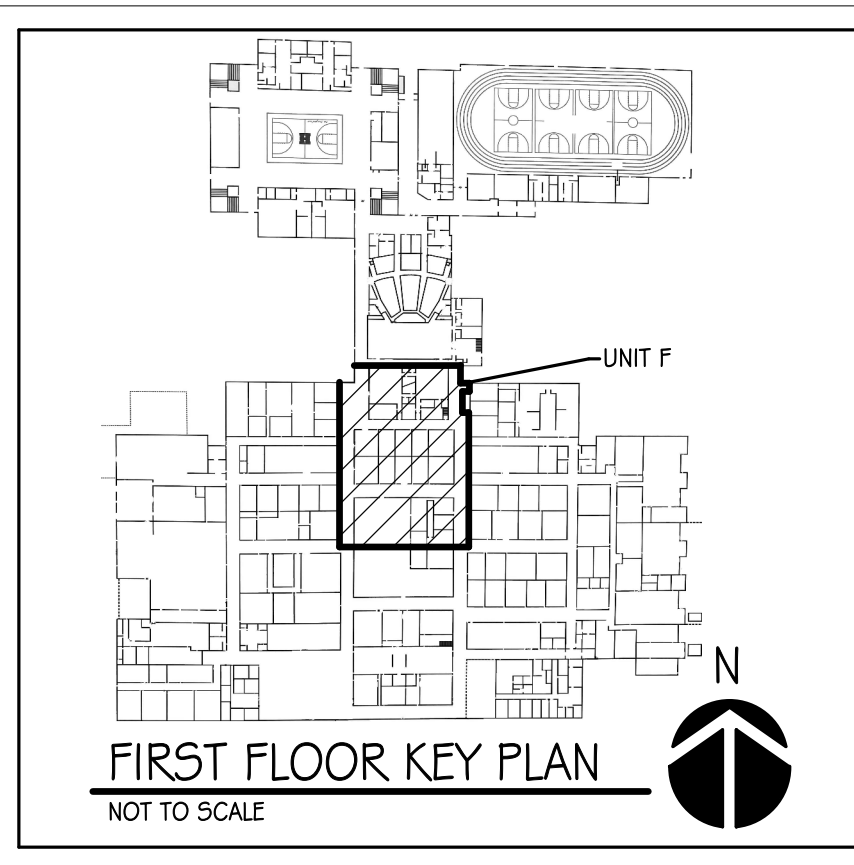



EXHIBIT A-2.3



2020 E. Washington Boulevard
Suite 200
Fort Wayne, Indiana 46803
PH: 260.424.4830
www.viridian-design.net

CERTIFICATION



All Concepts, Ideas, design elements, plans, and details as shown on this document are the sole property of Viridian Architectural Design, Inc. and shall not be used for any purpose without prior expressed written consent. The Owner shall be permitted to retain copies for information and reference.

HNHS - CEILING, LIGHTS, PA, PIPING
SYSTEMS REPLACEMENT

450 MACGAHAN STREET
HUNTINGTON, INDIANA 46750

REVISION	DATE	DESCRIPTION
1	09-18-2024	ADDENDUM #1

DATE	PROJECT
09/09/2024	2024.0003
TITLE	
FIRST FLOOR MECHANICAL PIPING DEMOLITION PLAN - UNIT F	
SHEET	

MDI.1F

one and one half inches = one foot
one inch = one foot
three quarters inch = one foot
one half inch = one foot
one eighth inch = one foot
one quarter inch = one foot
one eighth inch = one foot

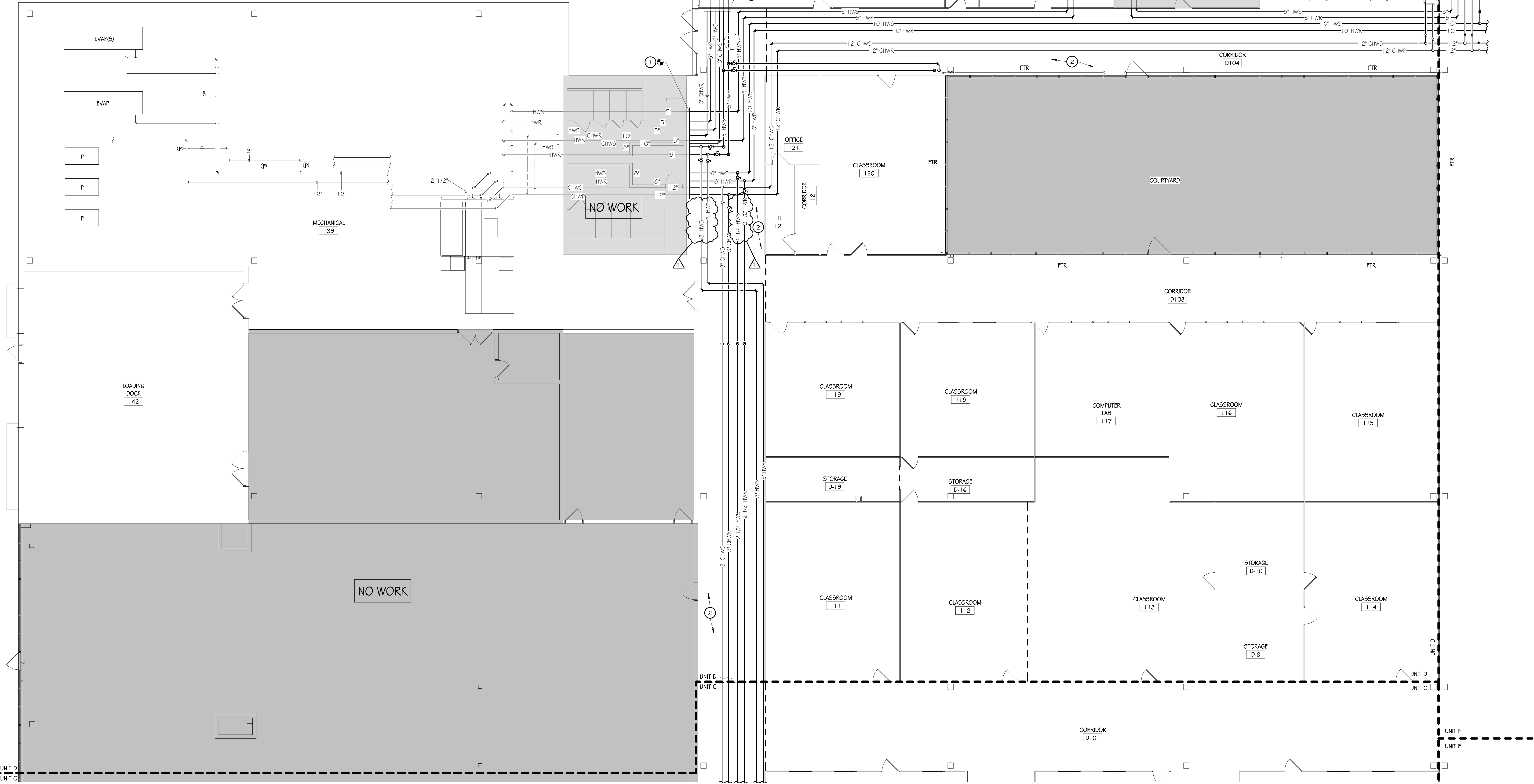
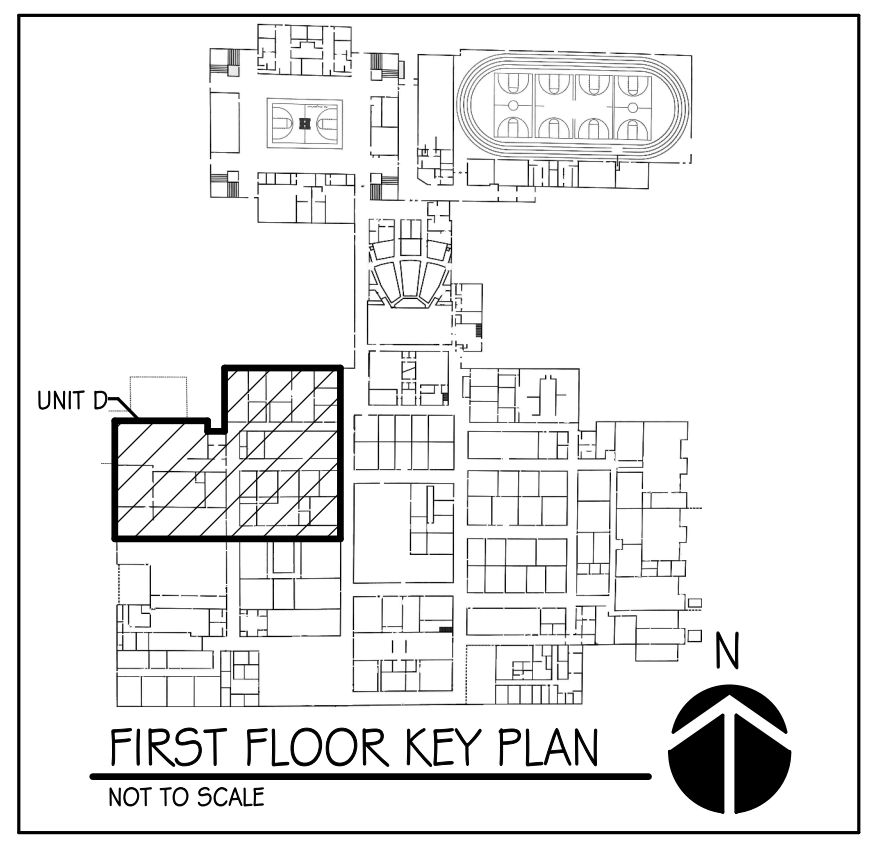
MECHANICAL PLAN NOTES

- TIE INTO EXISTING AND INSTALL NEW HEATING HOT WATER AND CHILLED WATER PIPING TO POINT INDICATED. PROVIDE AND INSTALL ALL NECESSARY VALVES, FITTINGS, HANGERS, AND ACCESSORIES AS REQUIRED FOR NEW INSTALLATION AND TIE-INS TO EXISTING PIPING.
- COORDINATE ROUTING AND INSTALLATION WITH DOMESTIC PLUMBING PIPING AND LIGHTING PLAN TO PROVIDE A MINIMUM OF 3" CLEAR FROM BOTTOM OF PIPE/INSULATION/HANGERS TO THE TOP OF THE CEILING TO ALLOW FOR INSTALLATION OF NEW LIGHT FIXTURES.

NOTE: PIPE ROUTING SHOWN ON PLANS FOR CLARITY. ACTUAL FIELD ROUTING WILL VARY INCLUDING CONGESTED AREAS FROM MULTIPLE PAST ADDITIONS WITH PIPING EXPANSIONS AND AREAS OF STACKED PIPING. CONTRACTOR TO NOTE LOCATIONS OF EXISTING PIPE ROUTES FOR PIPE BEING REMOVED AND REUSE EXISTING PIPE ROUTES. COORDINATE WITH A/E TEAM FOR REVIEW OF ANY ROUTING OF NEW PIPE THAT DIFFERS FROM EXISTING CONDITIONS.

ASBESTOS ABATEMENT - THE COST ASSOCIATED WITH THE ASBESTOS CONTAINING MATERIALS (ACM) IDENTIFICATION, CONTAINMENT, AIR MONITORING AND ABATEMENT THAT IS REQUIRED FOR ALL PIPE DEMOLITION IN THIS PROJECT SCOPE SHALL BE THE FULL RESPONSIBILITY OF THE OWNER.

ALL PIPING REPLACEMENT WORK SHALL BE COMPLETED NO LATER THAN FRIDAY, JULY 18, 2025. CONTRACTOR SHALL USE ALL MEANS NECESSARY TO COMPLETE THIS WORK (100%) INCLUDING BY NOT LIMITED TO 24 / 7 WORK HOURS / SHIFTS. ALL SYSTEMS AFFECTED BY PIPING REPLACEMENT SHALL BE 100% OPERATIONAL NO LATER THAN FRIDAY, JULY 18, 2025.




FIRST FLOOR MECHANICAL PIPING PLAN - UNIT D
SCALE: 1/8" = 1'-0"

EXHIBIT A-2.4



2020 E. Washington Boulevard
Suite 200
Fort Wayne, Indiana 46803
PH: 260.424.4830
www.viridian-design.net

CERTIFICATION



All Concepts, ideas, design elements, plans, and details as shown on this document are the sole property of Viridian Architectural Design, Inc. and shall not be used for any purpose without prior expressed written consent. The Owner shall be permitted to retain copies for information and reference.

HNHS - CEILING, LIGHTS, PA, PIPING
SYSTEMS REPLACEMENT

450 MACGAHAN STREET
HUNTINGTON, INDIANA 46750

REVISION	DATE	DESCRIPTION
1	09-18-2024	ADDENDUM #1

DATE	PROJECT
09/09/2024	2024.0003

TITLE
FIRST FLOOR MECHANICAL PIPING PLAN - UNIT D

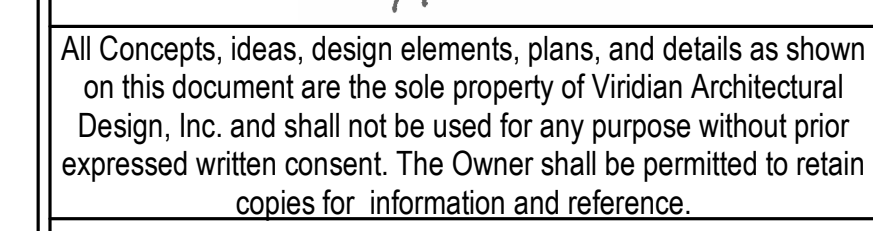
SHEET
MI.1D

EXHIBIT A-2.4



VIRIDIAN
ARCHITECTURAL DESIGN INC.

CERTIFICATION



REVISION	DATE	DESCRIPTION
I	09-18-2024	ADDENDUM #1
DATE		PROJECT
09/09/2024		2024.0003
TITLE		
FIRST FLOOR MECHANICAL PIPING PLAN - UNIT F		
SHEET		
M.I.F		

