

Brownsburg Community School Corporation  
**White Lick ES Central Plant Equipment Installation**

DATE: March 27, 2023



Daniel J Ulrich, PE

---

This Addendum issued prior to bidding, alters, amends, corrects or clarifies the Proposal Documents to the extent stated herein and does hereby become a part of the Proposal Documents, and will become a part of the Contract Documents of the successful bidder.

---

**MECHANICAL**

**A. SPECIFICATIONS**

- a. Appendix A: 2022 Temperature Controls As-Built Drawings for White Lick Elementary

**B. DRAWINGS (N/A)**

END OF ADDENDUM

# BROWNSBURG COMMUNITY SCHOOL CORPORATION

310 STADIUM DRIVE,  
BROWNSBURG, INDIANA 46112



## 2022 BCSC Multi-Site Temperature Control System Replacement Project

BID DOCUMENTS  
2/03/2022

White Lick Elementary  
School  
TCC-As-builds  
7-31-2023

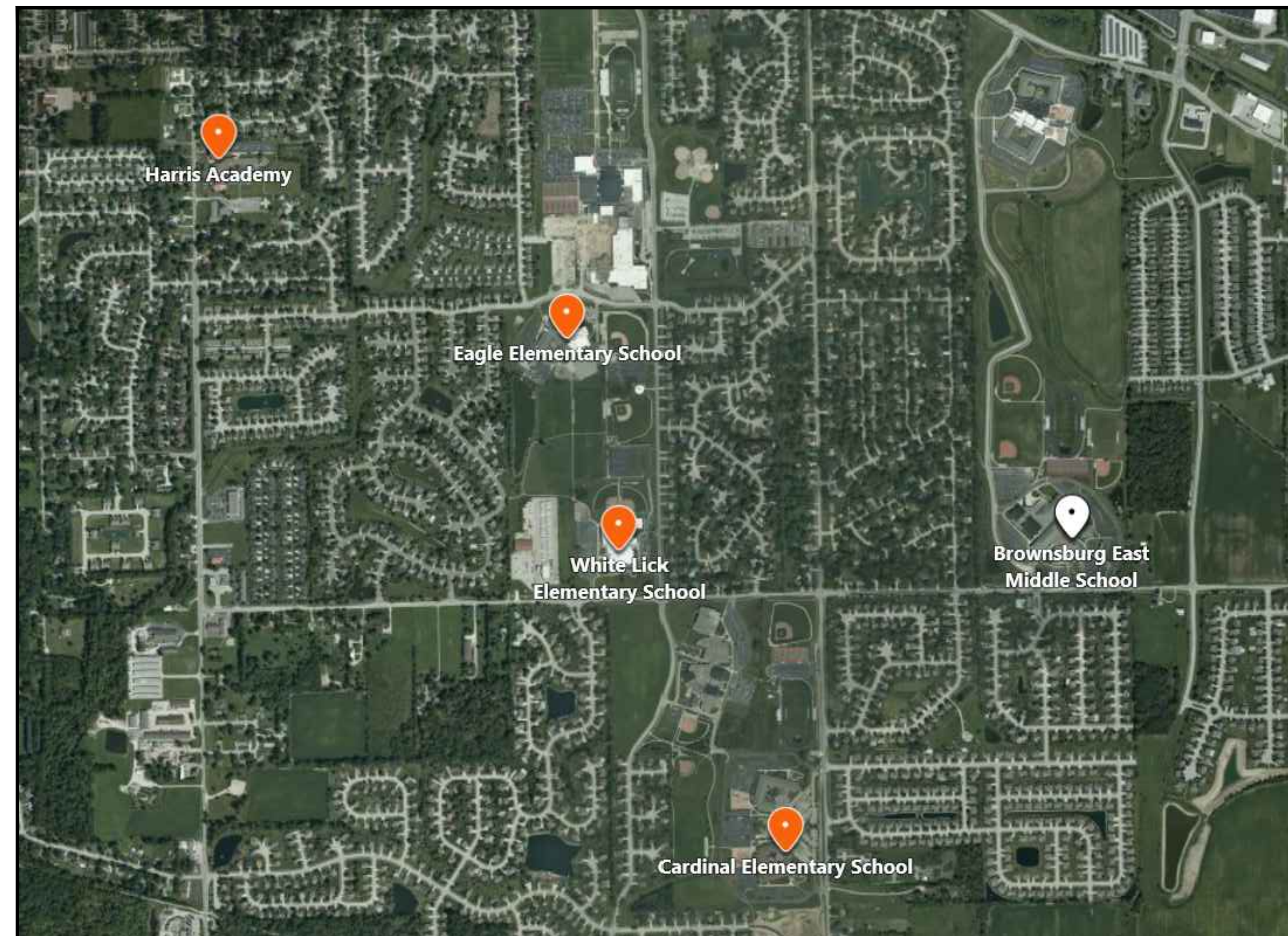
WHITE LICK ELEMENTARY SCHOOL	
1400 SOUTH ODELL STREET	
M201	MECHANICAL PLAN - UNIT A
M202	MECHANICAL PLAN - UNIT B
M203	MECHANICAL PLAN - UNIT C
M204	MECHANICAL PLAN - UNIT D
M220	MECHANICAL PLAN - ROOF


CARDINAL & DELEWARE TRAIL ELEMENTARY SCHOOL	
3590 & 3680 SOUTH HORNADAY ROAD	
M201	MECHANICAL PLAN - UNIT A
M202	MECHANICAL PLAN - UNIT B
M203	MECHANICAL PLAN - UNIT C
M204	MECHANICAL PLAN - UNIT D
M205	MECHANICAL PLAN - UNIT E
M206	MECHANICAL PLAN - UNIT F
M207	MECHANICAL PLAN - UNIT G
M208	MECHANICAL PLAN - UNIT H
M209	MECHANICAL PLAN - UNIT I
M210	MECHANICAL PLAN - UNIT J
M220	MECHANICAL PLAN - ROOF

EAGLE ELEMENTARY SCHOOL	
555 SYCAMORE STREET	
M201	MECHANICAL PLAN - UNIT A
M202	MECHANICAL PLAN - UNIT B
M203	MECHANICAL PLAN - UNIT C & D
M204	MECHANICAL PLAN - UNIT E
M205	MECHANICAL PLAN - UNIT F
M220	MECHANICAL PLAN - ROOF

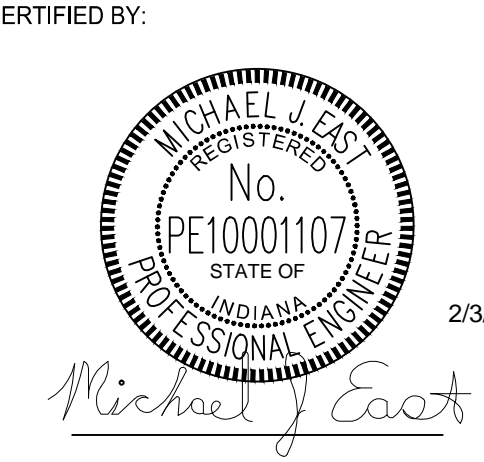
HARRIS ACADEMY AND ALPHA SCHOOL	
725A & 725C SOUTH GREEN STREET	
M201	MECHANICAL PLAN - UNIT A
M202	MECHANICAL PLAN - UNIT B
M203	MECHANICAL PLAN - UNIT C
M220	MECHANICAL PLAN - ROOF

BROWNSBURG EAST MIDDLE SCHOOL	
1250 EAST AIRPORT ROAD	
M201	MECHANICAL PLAN - FIRST FLOOR UNITS A, B, C, D, E, F, G
M202	MECHANICAL PLAN - FIRST FLOOR UNITS Ha, Hb, J, K
M203	MECHANICAL PLAN - SECOND FLOOR UNITS A, B, C, D, E, F, G
M204	MECHANICAL PLAN - SECOND FLOOR UNITS Ha, Hb, J, K
M205	MECHANICAL PLAN - THIRD FLOOR
M221	MECHANICAL PLAN - ROOF
M222	MECHANICAL PLAN - ROOF



ENGINEER:  
  
 Michael J. East

THESE DRAWINGS AND SPECIFICATIONS, AND ALL COPIES THEREOF ARE AND SHALL REMAIN THE PROPERTY AND COPYRIGHT OF THE ENGINEER. THEY SHALL BE USED ONLY WITH RESPECT TO THE PROJECT AND ARE NOT TO BE USED ON ANY OTHER PROJECT OR WORK WITHOUT PRIOR WRITTEN PERMISSION FROM THE ENGINEER.



**GENERAL NOTES:**

- 1. SEE M001 FOR GENERAL NOTES.

**PLAN NOTES:**

- ① FPVAV DOES NOT REQUIRE RETROFIT KIT INSTALLATION. COORDINATE CONTROL REQUIREMENTS.

**REVISIONS:**

NO.	DESCRIPTION	DATE

**PROJECT DESCRIPTION:**

2022 BCSC  
MULTI-SITE  
TEMPERATURE  
CONTROL SYSTEM  
REPLACEMENT  
PROJECT  
for:

**WHITE LICK  
ELEMENTARY**

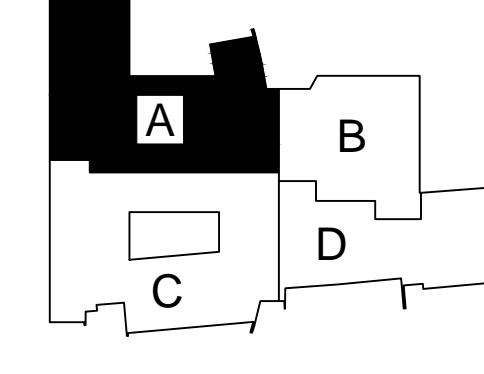
**CARDINAL AND  
DELAWARE TRAIL  
ELEMENTARY**

**EAGLE  
ELEMENTARY**

**HARRIS ACADEMY  
AND ALPHA**

**BROWNSBURG EAST  
MIDDLE SCHOOL**

**KEYPLAN**



DRAWN BY: MJE	DESIGNED BY: MJE
SCALE: AS NOTED	CHECKED BY: MJE
DATE: 2/03/2022	JOB NO.: D.A.#21075

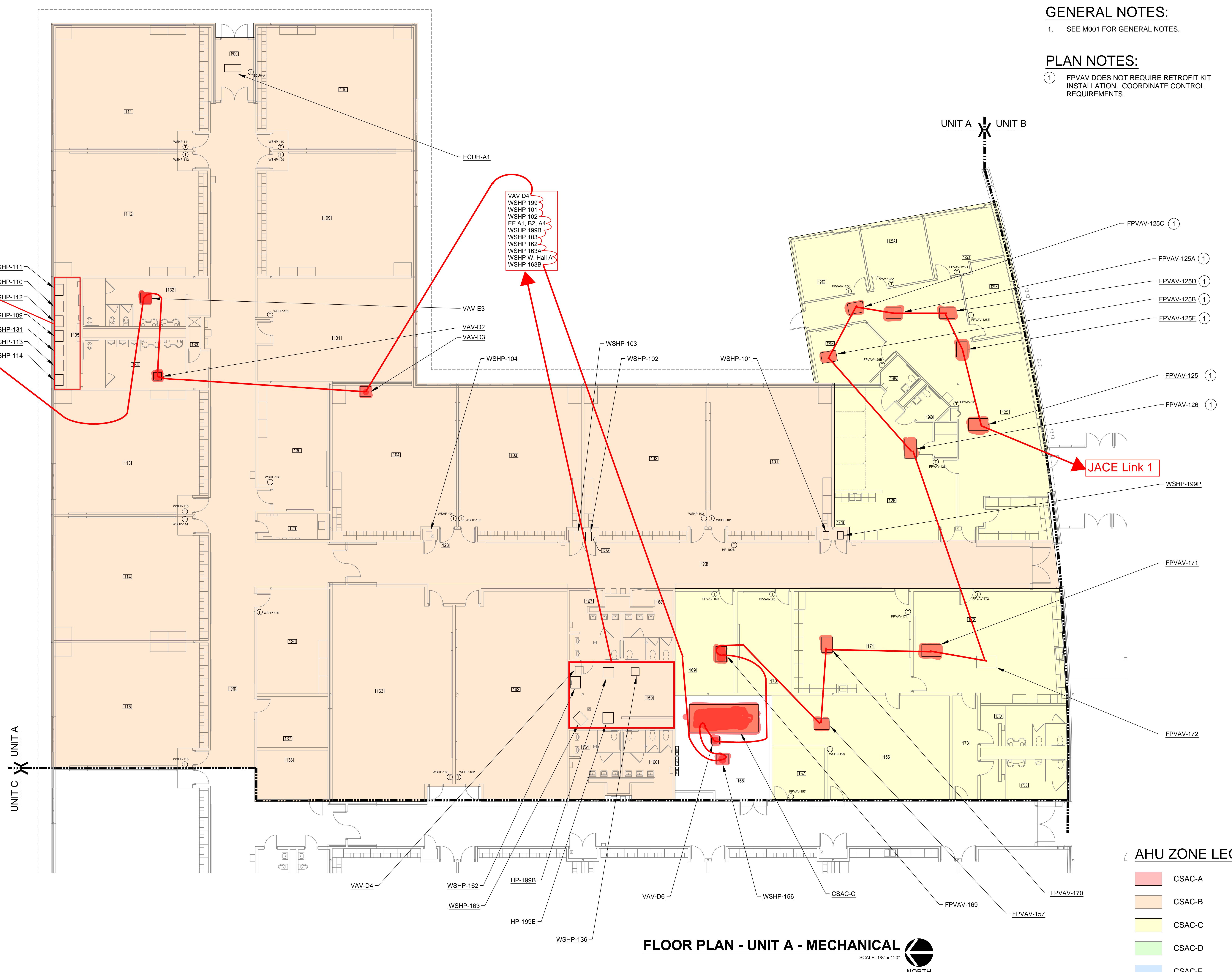
**SHEET DESCRIPTION:**

**FIRST FLOOR  
UNIT A  
MECHANICAL**

**SHEET NUMBER:**

**M201**

WHITE LICK ELEMENTARY



**E.O.L.**

- WSHP-112
- WSHP-114
- WSHP-110
- WSHP-113
- WSHP-111
- WSHP-131
- WSHP-109
- WSHP-104
- EF C2A4
- ECUH A1

- VAV-D4
- WSHP-199
- WSHP-101
- WSHP-102
- EF A1, B2, A4
- WSHP-199B
- WSHP-103
- WSHP-162
- WSHP-163A
- WSHP W. Hall A
- WSHP-163B

**AHU ZONE LEGEND:**

- CSAC-A
- CSAC-B
- CSAC-C
- CSAC-D
- CSAC-E

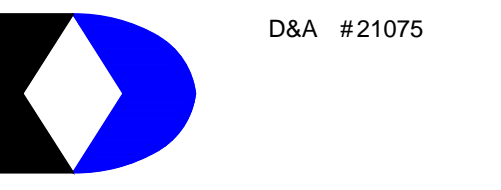
**FLOOR PLAN - UNIT A - MECHANICAL**  
SCALE: 1/8" = 1'-0"  
NORTH

UNIT A    UNIT B

**GENERAL NOTES:**

- SEE M001 FOR GENERAL NOTES.

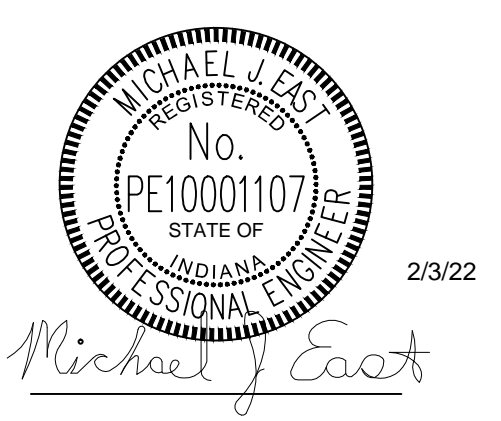
D&A #21075



**RE Dimond**  
and Associates, Inc.  
Consulting Engineers  
732 North Capitol Avenue  
Indianapolis, IN 46204  
Phone: (317) 634-4672  
Fax: (317) 638-6725

THESE DRAWINGS AND SPECIFICATIONS, AND ALL COPIES THEREOF ARE AND SHALL REMAIN THE PROPERTY AND COPYRIGHT OF THE ENGINEER. THEY SHALL BE USED ONLY WITH RESPECT TO THE PROJECT AND ARE NOT TO BE USED ON ANY OTHER PROJECT OR WORK WITHOUT PRIOR WRITTEN PERMISSION FROM THE ENGINEER.

CERTIFIED BY:



**REVISIONS:**

NO.	DESCRIPTION	DATE

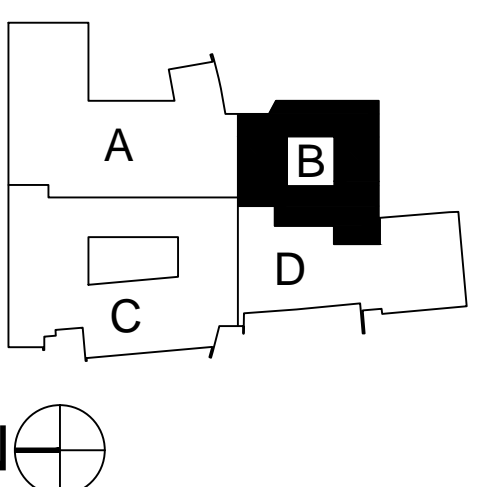
**PROJECT DESCRIPTION:**



**2022 BCSC  
MULTI-SITE  
TEMPERATURE  
CONTROL SYSTEM  
REPLACEMENT  
PROJECT**  
for:

- WHITE LICK ELEMENTARY**
- CARDINAL AND DELAWARE TRAIL ELEMENTARY**
- EAGLE ELEMENTARY**
- HARRIS ACADEMY AND ALPHA**
- BROWNSBURG EAST MIDDLE SCHOOL**

**KEYPLAN**



**DRAWN BY:**

MJE

**DESIGNED BY:**

MJE

**SCALE:**

AS NOTED

**DATE:**

2/03/2022

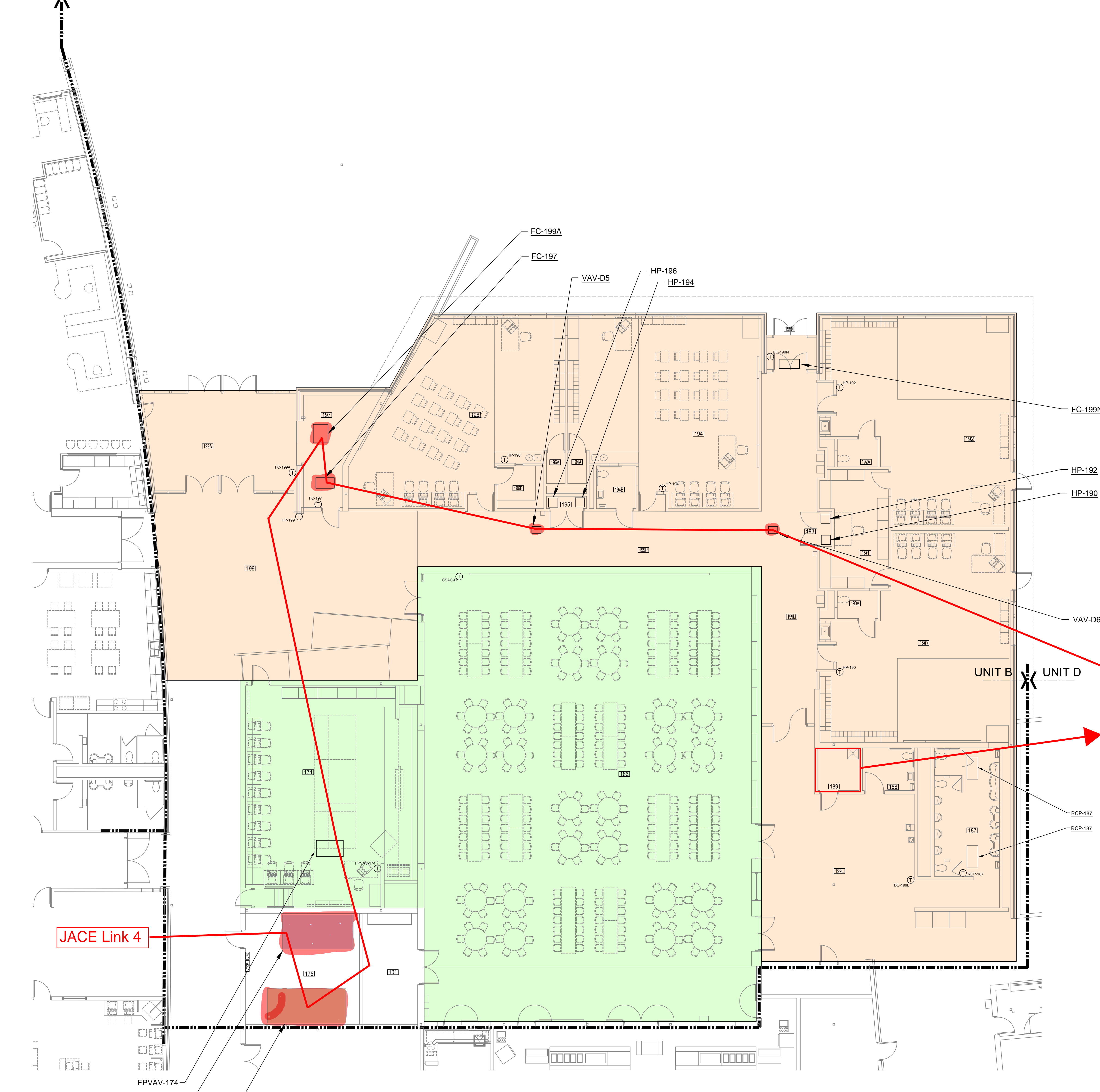
**SHEET DESCRIPTION:**

FIRST FLOOR UNIT B MECHANICAL

**SHEET NUMBER:**

M202

WHITE LICK ELEMENTARY



FCU 199J  
FCU PE Office  
FCU 199KA  
FCU 199L  
RCP Boys RR  
FCU 199L W.  
FCU 199KB  
RCP Girls RR  
E.O.L.

JACE Link 4


**FLOOR PLAN - UNIT B - MECHANICAL**  
SCALE: 1/8" = 1'-0"  
NORTH

**AHU ZONE LEGEND:**

- CSAC-A
- CSAC-B
- CSAC-C
- CSAC-D
- CSAC-E

THESE DRAWINGS AND SPECIFICATIONS, AND ALL COPIES THEREOF ARE AND SHALL REMAIN THE PROPERTY AND COPYRIGHT OF THE ENGINEER. THEY SHALL BE USED ONLY WITH RESPECT TO THE PROJECT AND ARE NOT TO BE USED ON ANY OTHER PROJECT OR WORK WITHOUT PRIOR WRITTEN PERMISSION FROM THE ENGINEER.

CERTIFIED BY:



Michael J. Coats

**REVISIONS:**

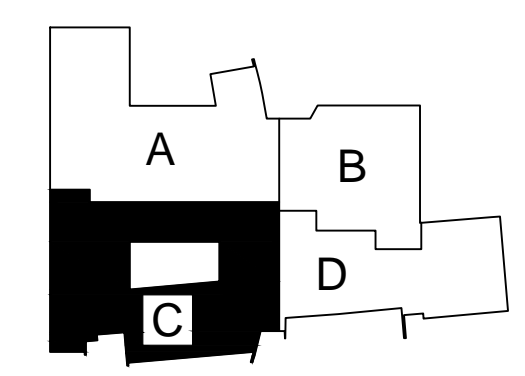
NO.	DESCRIPTION	DATE

PROJECT DESCRIPTION:

 **2022 BCSC MULTI-SITE TEMPERATURE CONTROL SYSTEM REPLACEMENT PROJECT**  
for:

- WHITE LICK ELEMENTARY**
- CARDINAL AND DELAWARE TRAIL ELEMENTARY
- EAGLE ELEMENTARY
- HARRIS ACADEMY AND ALPHA
- BROWNSBURG EAST MIDDLE SCHOOL

KEYPLAN



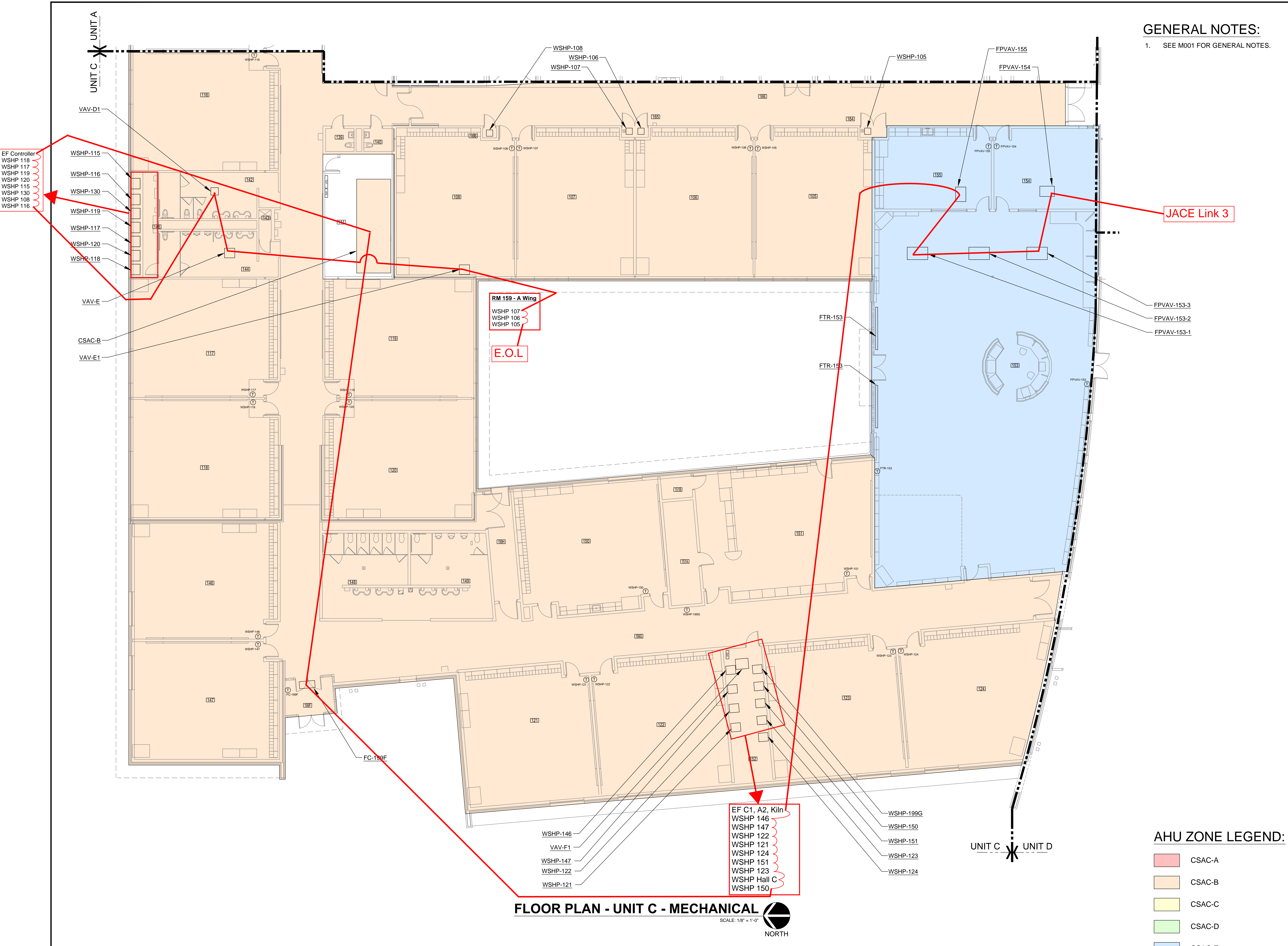
DRAWN BY: MJE  
DESIGNED BY: MJE  
SCALE: AS NOTED  
CHECKED BY: MJE  
DATE: 2/03/2022  
JOB NO.: D.A. #21075

SHEET DESCRIPTION:  
**FIRST FLOOR UNIT C MECHANICAL**

SHEET NUMBER:  
**M203**  
WHITE LICK ELEMENTARY

**GENERAL NOTES:**

- SEE M001 FOR GENERAL NOTES.




**AHU ZONE LEGEND:**

- CSAC-A
- CSAC-B
- CSAC-C
- CSAC-D
- CSAC-E

**FLOOR PLAN - UNIT C - MECHANICAL**  
SCALE: 1/8" = 1'-0"  
NORTH

THESE DRAWINGS AND SPECIFICATIONS, AND ALL COPIES THEREOF ARE AND SHALL REMAIN THE PROPERTY AND COPYRIGHT OF THE ENGINEER. THEY SHALL BE USED ONLY WITH RESPECT TO THE PROJECT AND ARE NOT TO BE USED ON ANY OTHER PROJECT OR WORK WITHOUT PRIOR WRITTEN PERMISSION FROM THE ENGINEER.

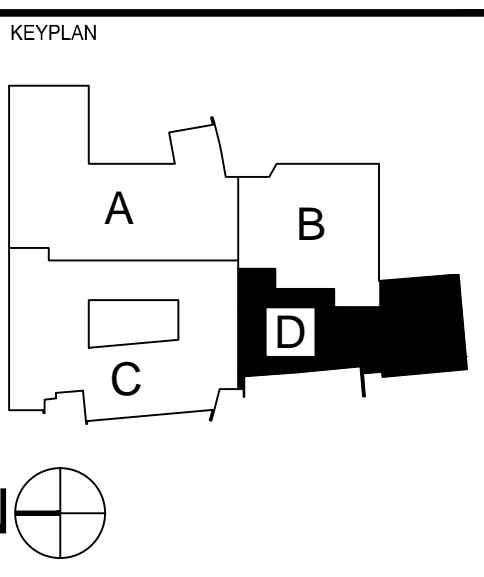
CERTIFIED BY:  
  
 Michael J. Cost  
 2/3/22

**REVISIONS:**

NO.	DESCRIPTION	DATE

PROJECT DESCRIPTION:  
  
**2022 BCSC  
 MULTI-SITE  
 TEMPERATURE  
 CONTROL SYSTEM  
 REPLACEMENT  
 PROJECT**  
 for:

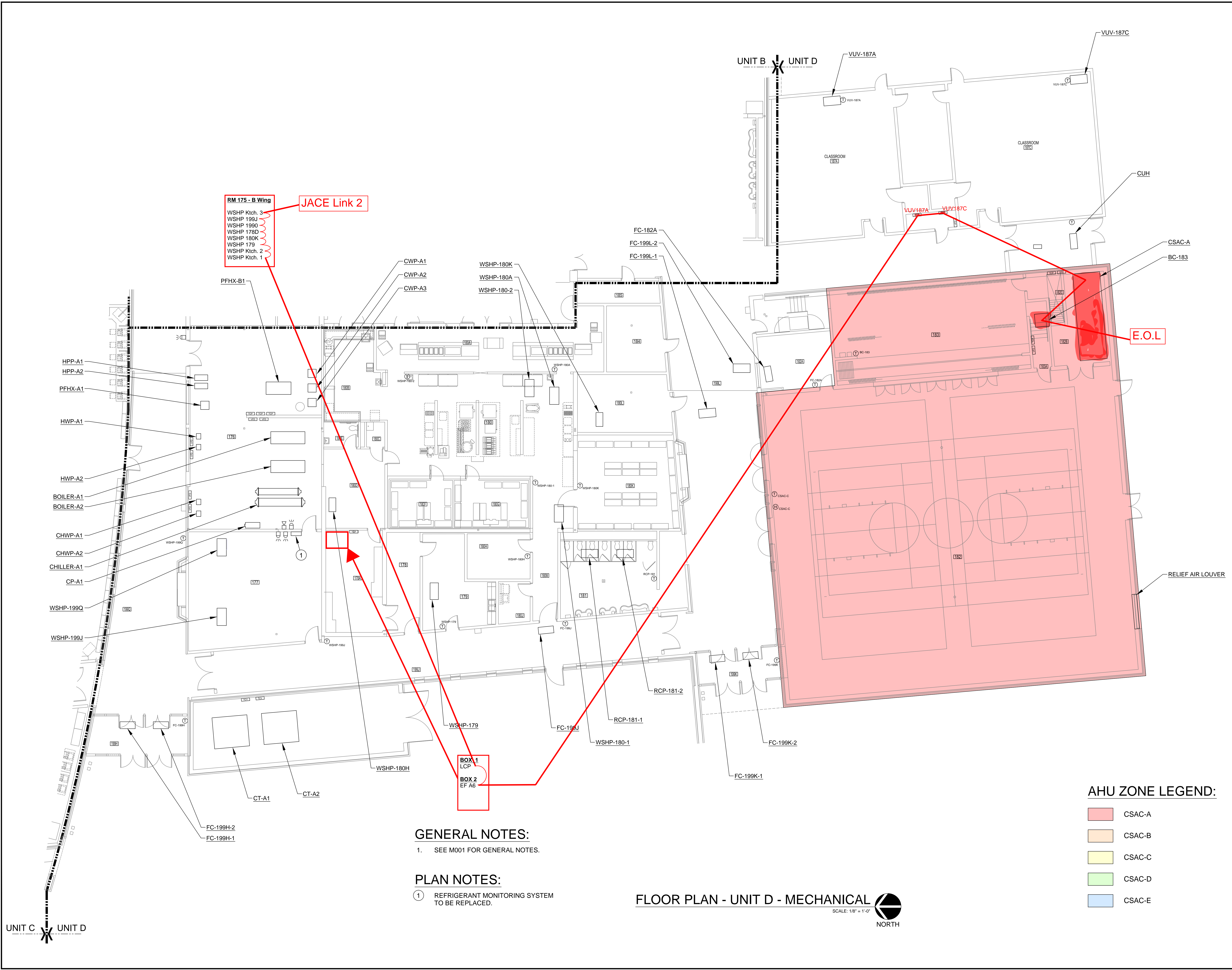
- WHITE LICK  
 ELEMENTARY**
- CARDINAL AND  
 DELAWARE TRAIL  
 ELEMENTARY**
- EAGLE  
 ELEMENTARY**
- HARRIS ACADEMY  
 AND ALPHA**
- BROWNSBURG EAST  
 MIDDLE SCHOOL**



DRAWN BY: MJE	DESIGNED BY: MJE
SCALE: AS NOTED	CHECKED BY: MJE
DATE: 2/03/2022	JOB NO.: D.A. #21075

SHEET DESCRIPTION:  
**FIRST FLOOR  
 UNIT D  
 MECHANICAL**

SHEET NUMBER:  
**M204**  
 WHITE LICK ELEMENTARY



**GENERAL NOTES:**  
 1. SEE M001 FOR GENERAL NOTES.

**PLAN NOTES:**  
 ① REFRIGERANT MONITORING SYSTEM TO BE REPLACED.

**FLOOR PLAN - UNIT D - MECHANICAL**  
 SCALE: 1/8" = 1'-0"  
 NORTH

**AHU ZONE LEGEND:**

<span style="display: inline-block; width: 15px; height: 15px; background-color: #f08080; border: 1px solid black;"></span> CSAC-A
<span style="display: inline-block; width: 15px; height: 15px; background-color: #ffcc99; border: 1px solid black;"></span> CSAC-B
<span style="display: inline-block; width: 15px; height: 15px; background-color: #ffff99; border: 1px solid black;"></span> CSAC-C
<span style="display: inline-block; width: 15px; height: 15px; background-color: #99ff99; border: 1px solid black;"></span> CSAC-D
<span style="display: inline-block; width: 15px; height: 15px; background-color: #99ccff; border: 1px solid black;"></span> CSAC-E

UNIT C X UNIT D

UNIT B X UNIT D

THESE DRAWINGS AND SPECIFICATIONS, AND ALL COPIES THEREOF ARE AND SHALL REMAIN THE PROPERTY AND COPYRIGHT OF THE ENGINEER. THEY SHALL BE USED ONLY WITH RESPECT TO THE PROJECT AND ARE NOT TO BE USED ON ANY OTHER PROJECT OR WORK WITHOUT PRIOR WRITTEN PERMISSION FROM THE ENGINEER.

CERTIFIED BY:



REVISIONS:

NO.	DESCRIPTION	DATE
-----	-------------	------


PROJECT DESCRIPTION:



2022 BCSC  
MULTI-SITE  
TEMPERATURE  
CONTROL SYSTEM  
REPLACEMENT  
PROJECT  
for:

**WHITE LICK  
ELEMENTARY**  
CARDINAL AND  
DELAWARE TRAIL  
ELEMENTARY  
EAGLE  
ELEMENTARY  
HARRIS ACADEMY  
AND ALPHA  
BROWNSBURG EAST  
MIDDLE SCHOOL

KEYPLAN:



DRAWN BY: MJE DESIGNED BY: MJE

SCALE: AS NOTED CHECKED BY: MJE

DATE: 2/03/2022 JOB NO.: D.A.#21075

SHEET DESCRIPTION:

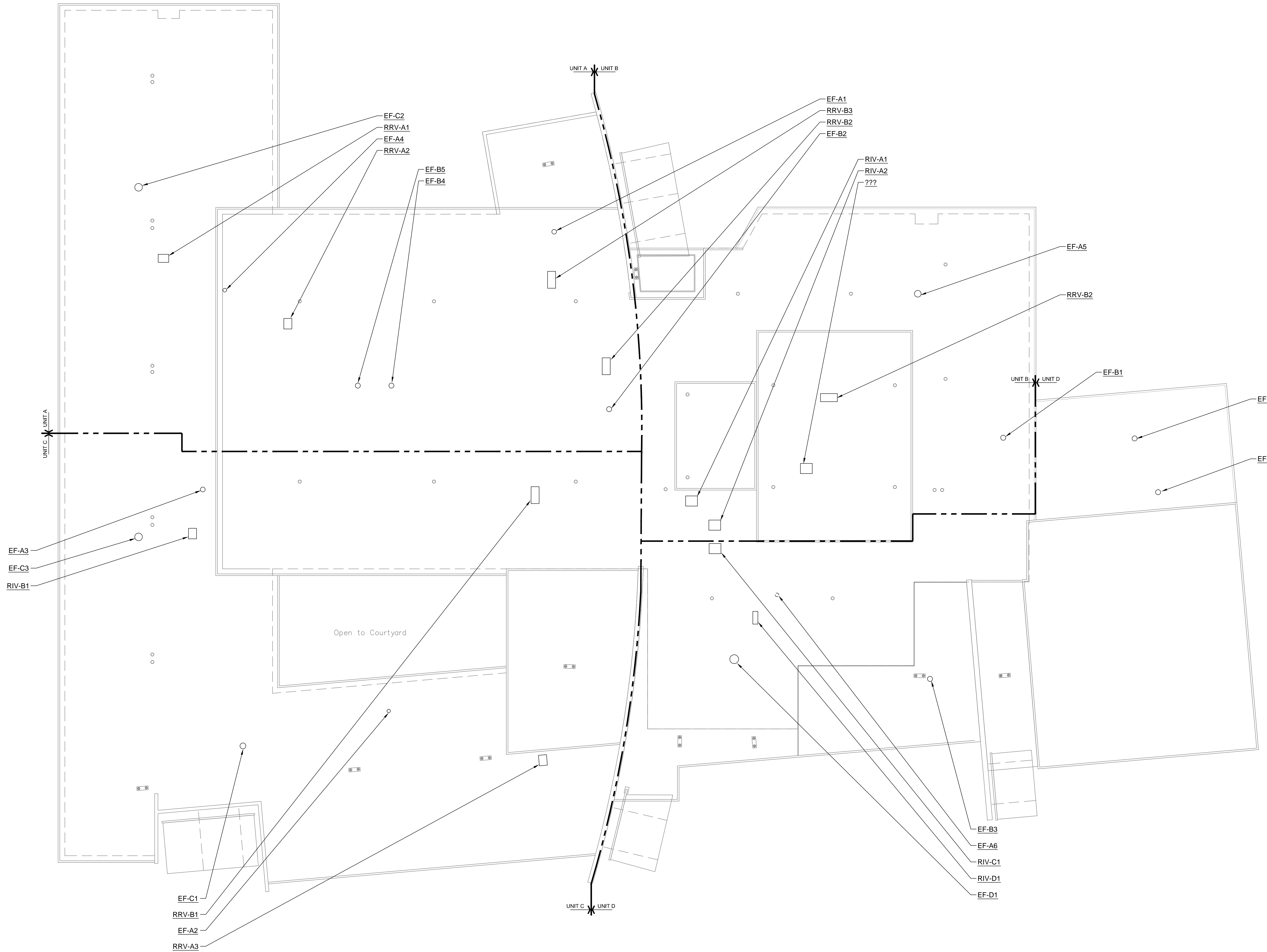
ROOF PLAN  
MECHANICAL

SHEET NUMBER:

M220  
WHITE LICK ELEMENTARY

GENERAL NOTES:

- SEE M001 FOR GENERAL NOTES.



**ROOF PLAN - MECHANICAL**  
SCALE: 1/16" = 1'-0"  
NORTH


# As-Builds 7-31-2023

**WHITE LICK ELEMENTARY**  
**BROWNSBURG COMMUNITY SCHOOL CORPORATION**  
**1400 SOUTH ODELL STREET**  
**BROWNSBURG, INDIANA 46112**

## INDEX OF DRAWINGS


Index of Drawings

<b>TC-01</b>	Cover Page	<b>TC-15</b>	RCP	<b>TC-29</b>	CP-EXP1
<b>TC-02</b>	BOM	<b>TC-16</b>	BC Control	<b>TC-30</b>	CP-EXP2
<b>TC-03</b>	CSAC-A	<b>TC-17</b>	Exhaust Fan & RIVs	<b>TC-31</b>	CP-EXP3
<b>TC-04</b>	CSAC-B	<b>TC-18</b>	WSHP Diagram	<b>TC-32</b>	CP-EXP4
<b>TC-05</b>	CSAC-B AHU	<b>TC-19</b>	WSHP-Controller Wiring	<b>TC-33</b>	CP-EXP5
<b>TC-06</b>	CSAC-C	<b>TC-20</b>	WSHP-Relay Add Diagram	<b>TC-34</b>	CP-EXP6
<b>TC-07</b>	CSAC-D	<b>TC-21</b>	Heat Pump Wiring	<b>TC-35</b>	CP-EXP7
<b>TC-08</b>	CSAC-E	<b>TC-22</b>	Domestic HW	<b>TC-36</b>	CP-EXP8
<b>TC-09</b>	CSAC-A/C/D/E AHU	<b>TC-23</b>	Boiler Loop	<b>TC-37</b>	Cooling Towers Schematic
<b>TC-10</b>	VAV Control Wiring	<b>TC-24</b>	Heat Pump Water Loop	<b>TC-38</b>	Chilled Water Loop Schematic
<b>TC-11</b>	FPVAV Control Wiring	<b>TC-25</b>	Boiler Loop Misc 1	<b>TC-39</b>	Cooling Water Loop Chiller
<b>TC-12</b>	FC/FCU Controller	<b>TC-26</b>	Boiler Loop Misc 2	<b>TC-40</b>	Cooling Water Loop Misc-1
<b>TC-13</b>	VUV-1	<b>TC-27</b>	Boiler Loop Misc 3	<b>TC-41</b>	Cooling Water Loop Misc-2
<b>TC-14</b>	VUV-2	<b>TC-28</b>	Ciper-50	<b>TC-42</b>	Cooling Water Loop Misc-3

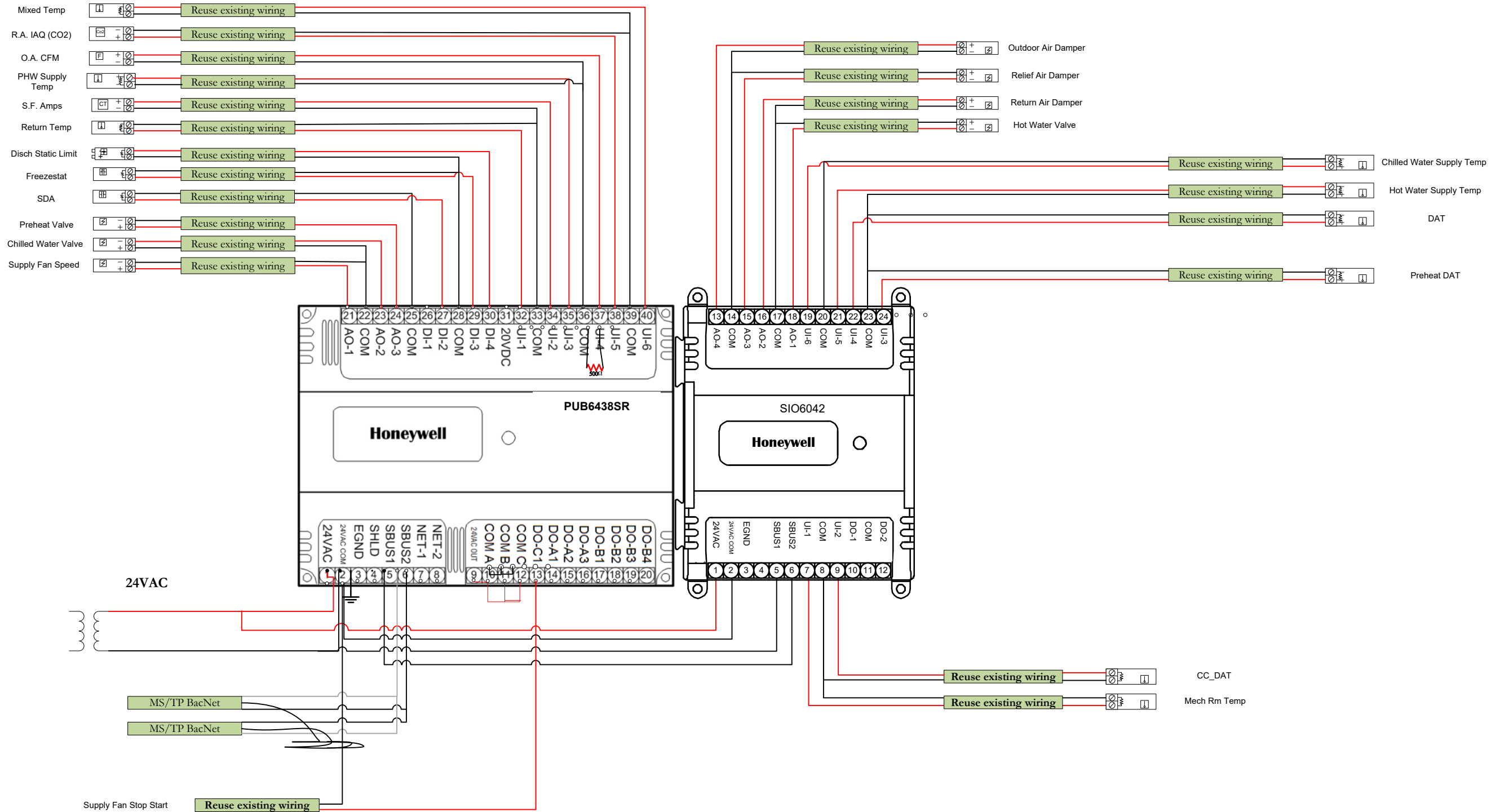
 <p>96 Commerce Parkway West Fr. Greenwood, IN 46143 317-780-2923</p>	PAGE TITLE				PROJECT				
	Contents				White Lick Elementary				
	REV.	DESCRIPTION	DATE	BY	Contractor		REV	SCALE: NTS	S H E E T
	1.0	submittal	3/22/2023				1.0		
				Contents		Controls Project Manager		TC-01 21075	



Bill of Material			
Quantity	Model Number	Manufacturer	Description
96	TR40/TR42	Honeywell	Thermostat
29	C7031D	Honeywell	Duct Temp Sensor
18	PVB4022AS	Honeywell	FPVAV Controller
11	PVB4022AS	Honeywell	VAV Controller
18	RIBU1S	Functional Devices	Relay
1000'	5566190A	Windy City	Cat6a
7	PUB6438SR	Honeywell	CASC Controller
6	SIO6042	Honeywell	I/O Extension
9	SIO12000	Honeywell	I/O Extension
44	PUB6438SR	Honeywell	WSHP Controller
15	C7031D	Honeywell	Immersion Temp Sensor
2	Ciper 50	Honeywell	Central Plant

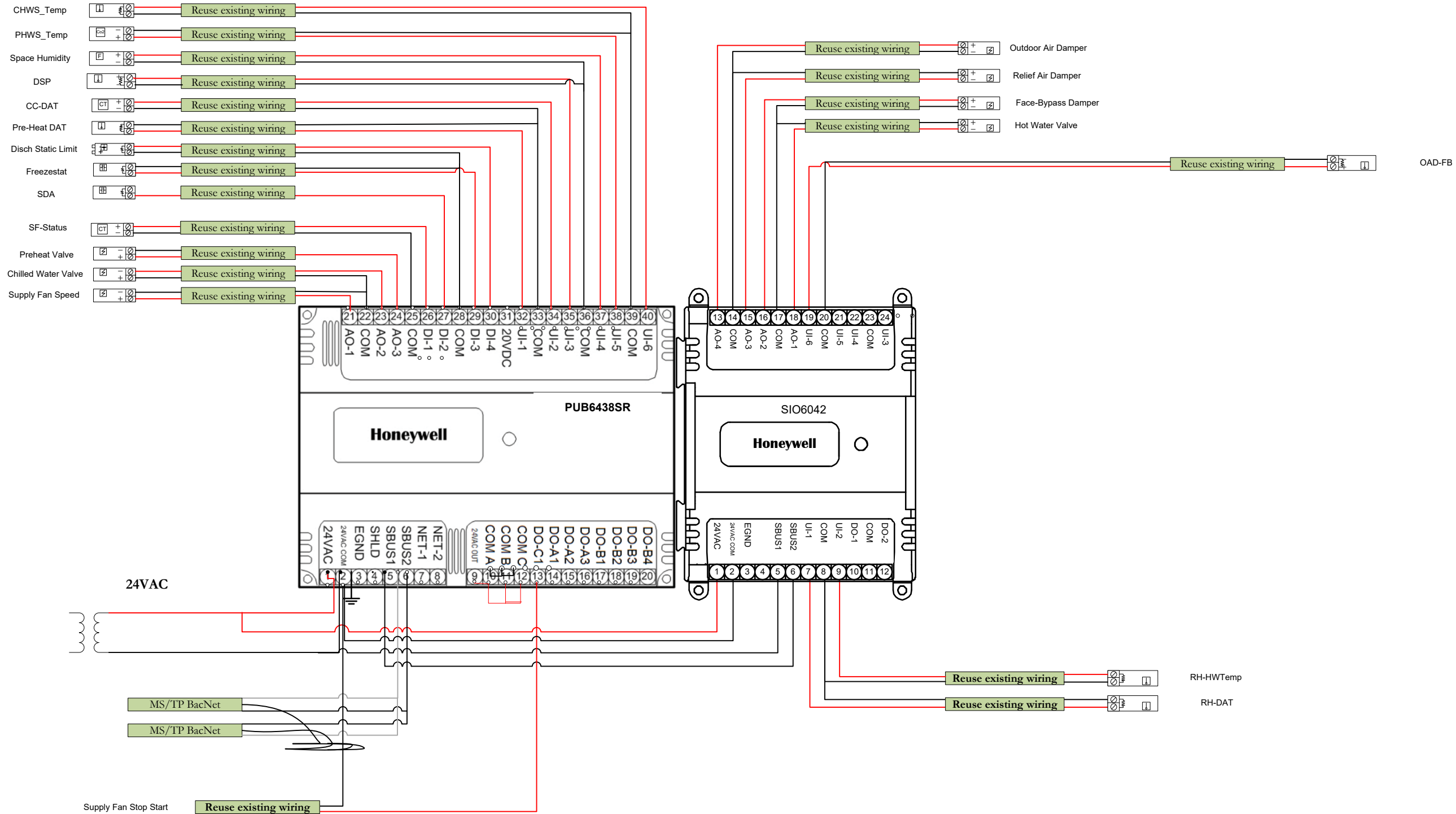
 <p>96 Commerce Parkway West Fr. Greenwood, IN 46143 317-780-2923</p>	PAGE TITLE				PROJECT					
	Bill of Material				White Lick Elementary					
	REV.	DESCRIPTION	DATE	BY	Contractor		REV.	SCALE:	NTS	S H E E T
	1.0	submittal	3/22/2023				1.0			
				Bill of Material		Controls Project Manager			TC-02 21075	

# CSAC-A



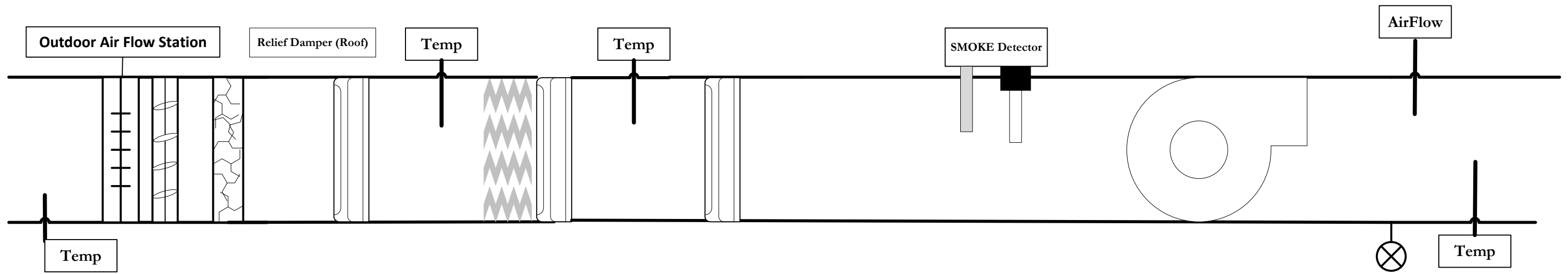
	PAGE TITLE				PROJECT				
	CASC-A Control Wiring				White Lick Elementary				
REV.	DESCRIPTION	DATE	BY	Contractor		REV	SCALE:	NTS	S H E E T
1.0	submittal	3/22/2023				1.0			
				Control Wiring		Controls Project Manager		TC-03 21075	

# CSAC-B



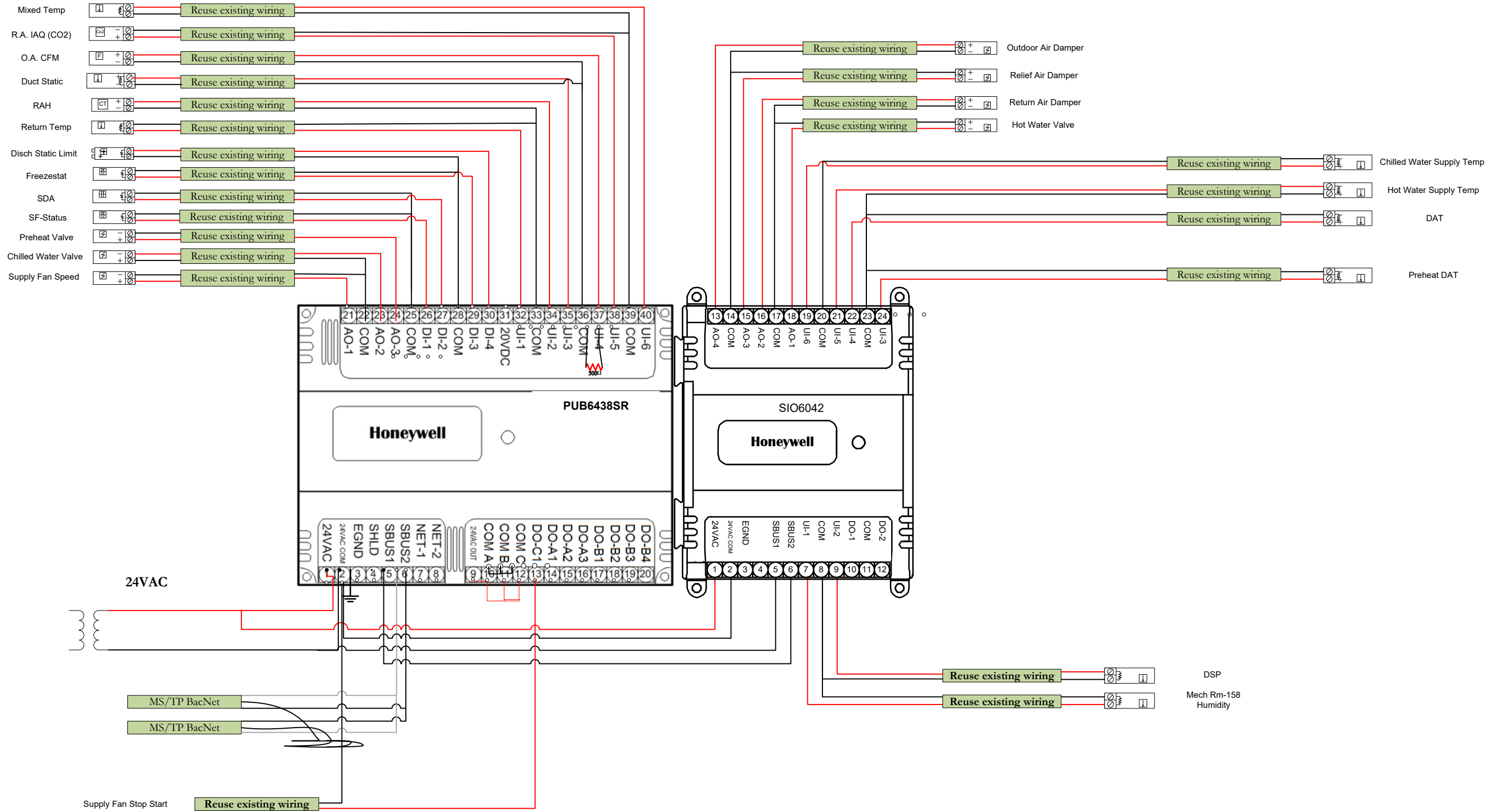
	PAGE TITLE				PROJECT				
	CASC-B Control Wiring				White Lick Elementary				
REV.	DESCRIPTION	DATE	BY	Contractor		REV	SCALE:	NTS	S H E E T
1.0	submittal	3/22/2023				1.0			
				Control Wiring		Controls Project Manager			TC-04 21075

# CSAC-B AHU



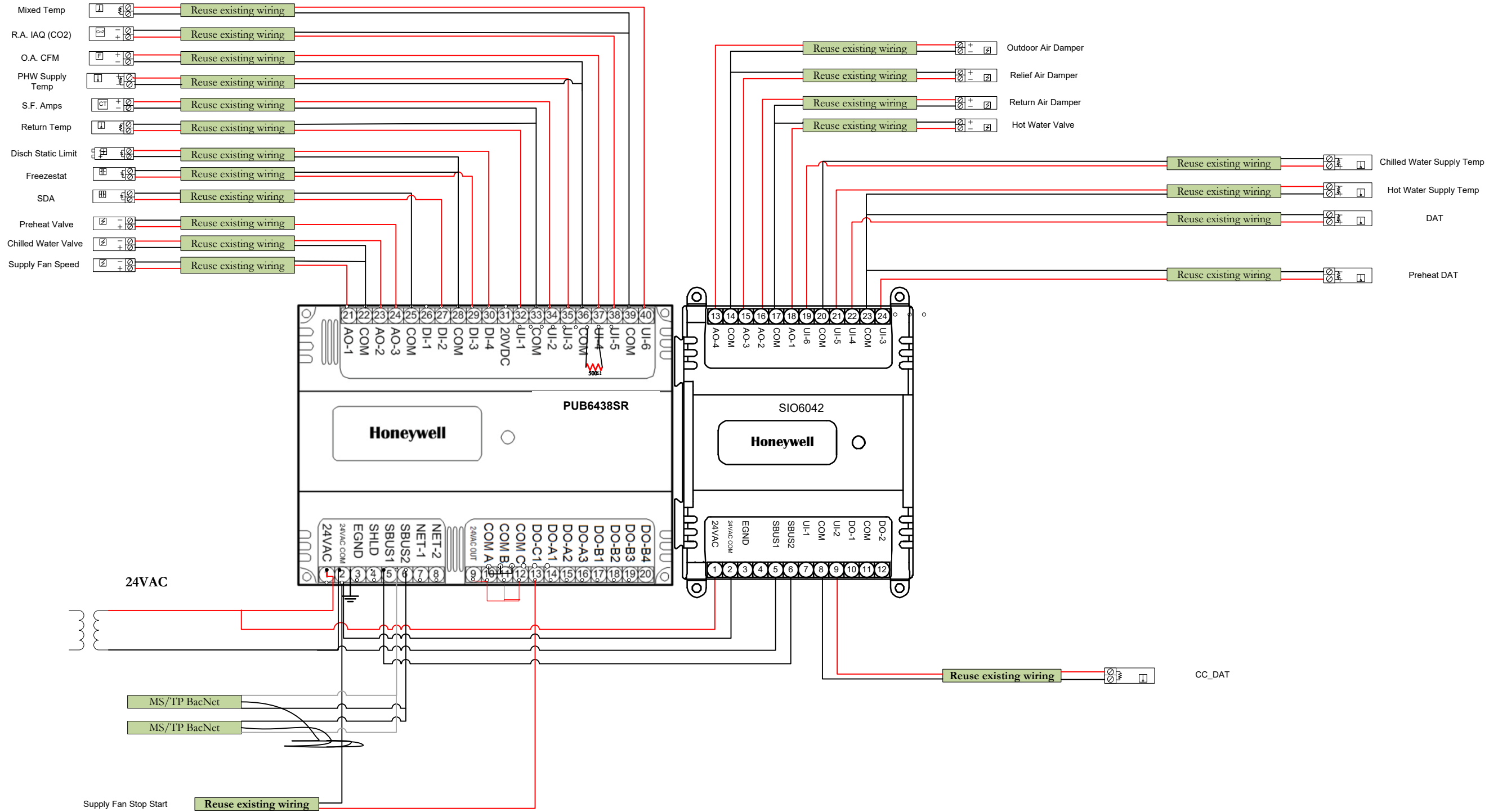
	PAGE TITLE				PROJECT				
	CASC-B Functional Schematic				White Lick Elementary				
	REV.	DESCRIPTION	DATE	BY	Contractor		REV	SCALE: NTS	S H E E T
	1.0	submittal	3/22/2023				1.0		
				Functional Schematic		Controls Project Manager		TC-05 21075	

# CSAC-C



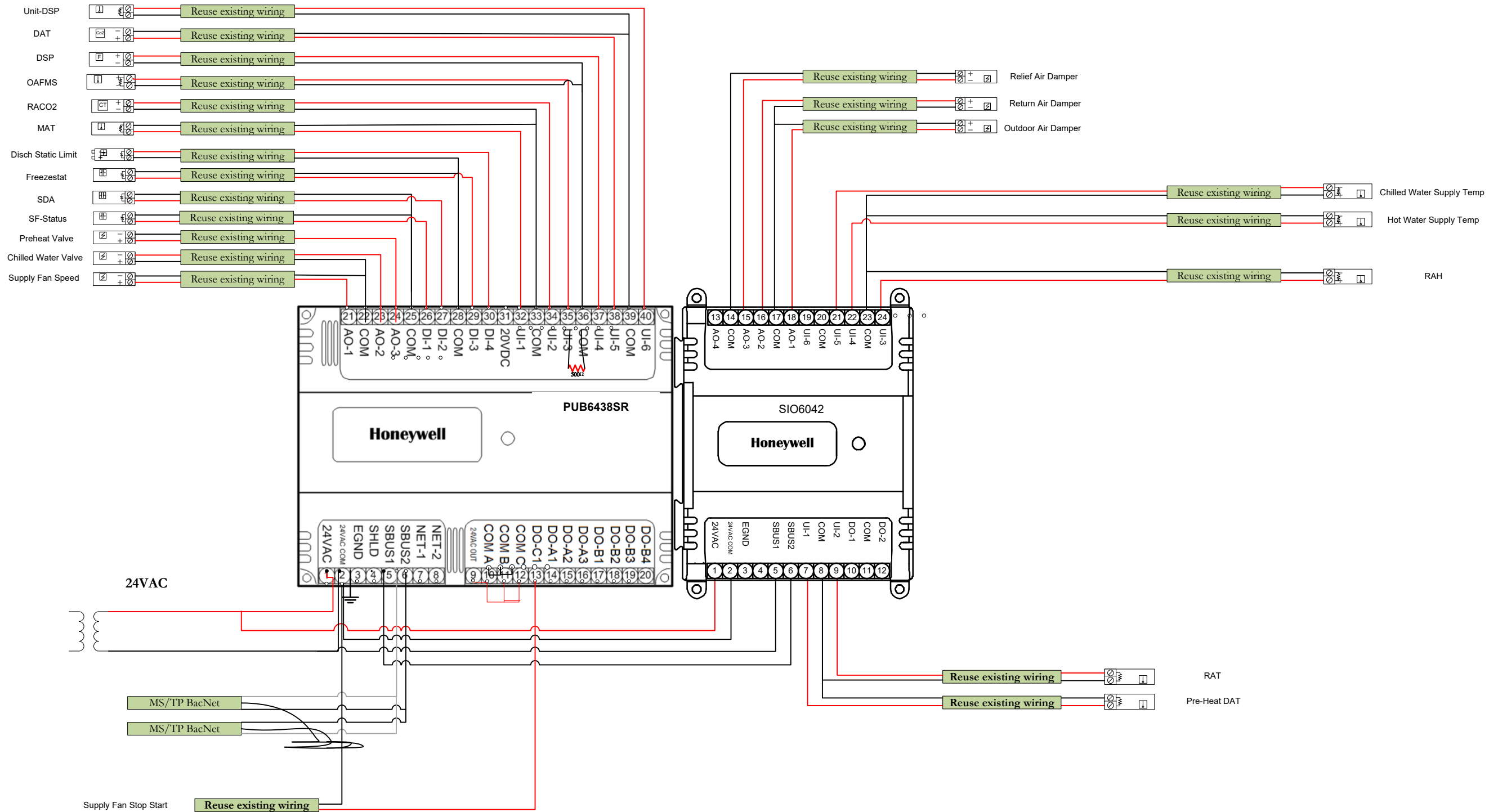
	PAGE TITLE				PROJECT				
	CASC-C Control Wiring				White Lick Elementary				
REV.	DESCRIPTION	DATE	BY	Contractor		REV	SCALE:	NTS	S H E E T
1.0	submittal	3/22/2023				1.0			
				Control Wiring		Controls Project Manager			TC-06 21075

# CSAC-D



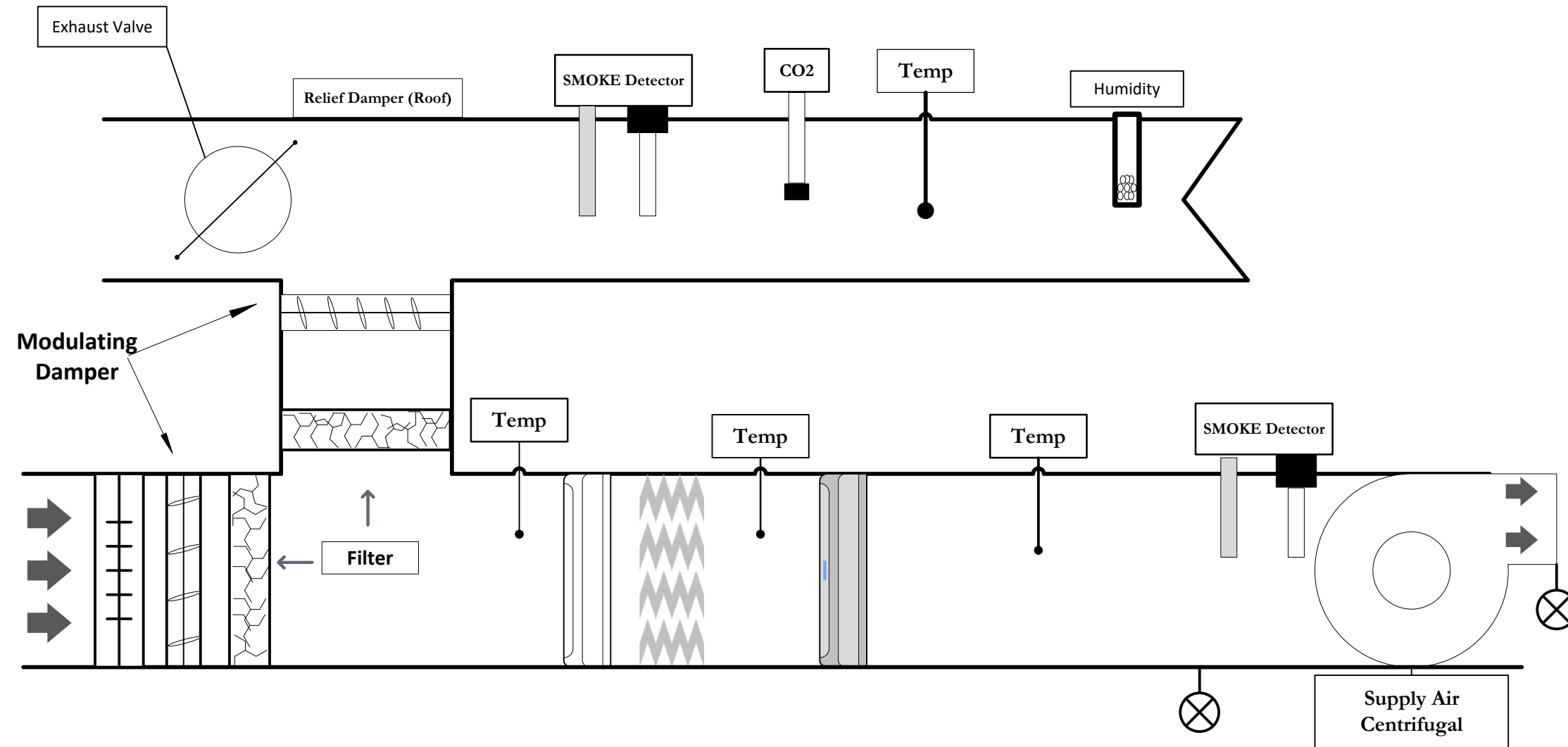
	PAGE TITLE				PROJECT				
	CASC-D Control Wiring				White Lick Elementary				
REV.	DESCRIPTION	DATE	BY	Contractor		REV	SCALE:	NTS	S H E E T
1.0	submittal	3/22/2023				1.0			
				Control Wiring		Controls Project Manager		TC-07	
								21075	

# CSAC-E



	PAGE TITLE				PROJECT			
	CASC-E Control Wiring				White Lick Elementary			
	REV.	DESCRIPTION	DATE	BY	Contractor		REV. 1.0	SCALE: NTS
1.0	submittal	3/22/2023				Controls Project Manager		
				Control Wiring				TC-08 21075

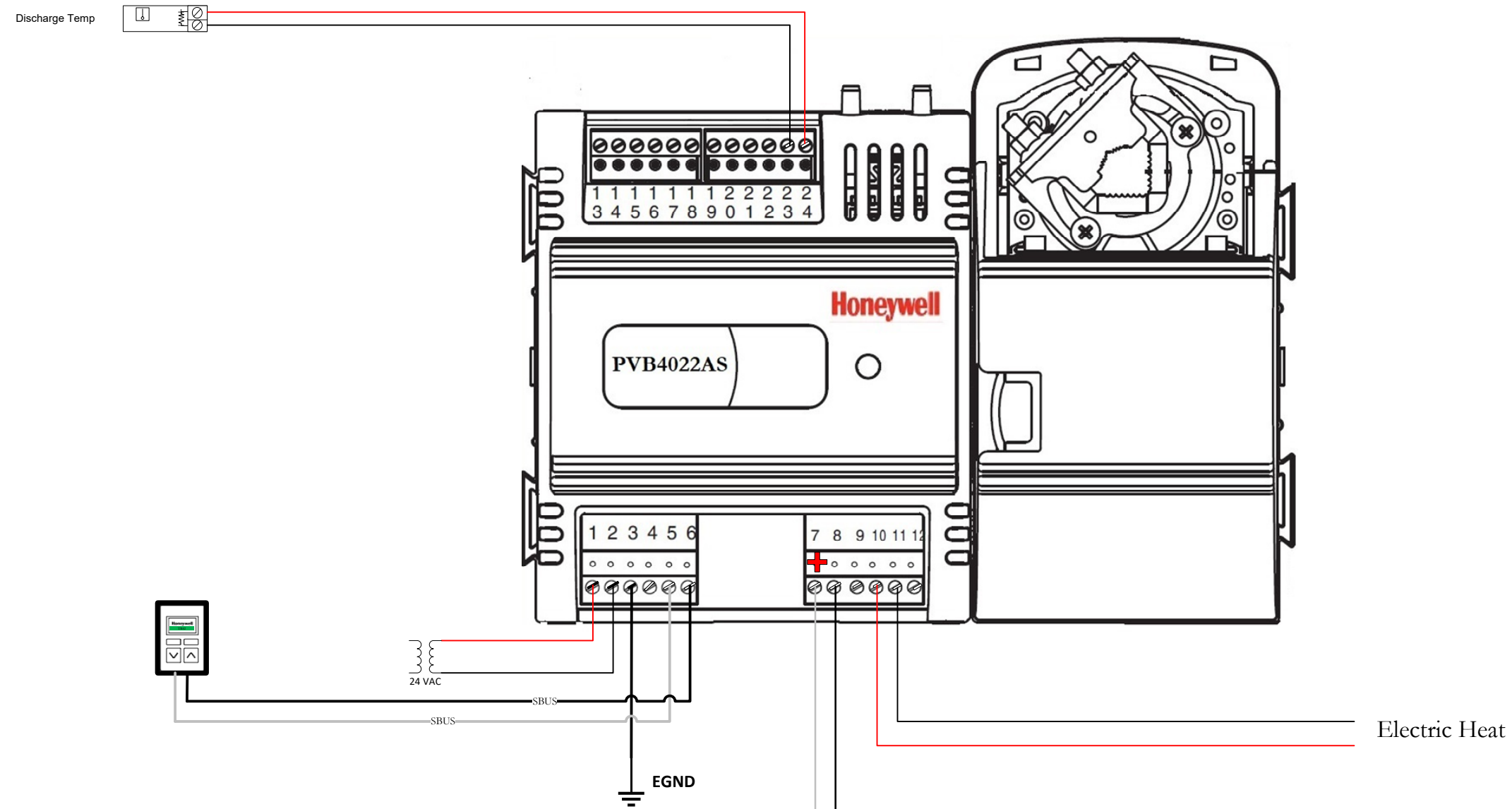
# CSAC-A/C/D/E AHU



	PAGE TITLE				PROJECT				
	CSAC-A,C,D,E Functional Schematic				White Lick Elementary				
	REV.	DESCRIPTION	DATE	BY	Contractor		REV	SCALE: NTS	S H E E T
	1.0	submittal	3/22/2023				1.0		
				Functional Schematic		Controls Project Manager		TC-09 21075	



# VAV Control Wiring (Typical of 11)



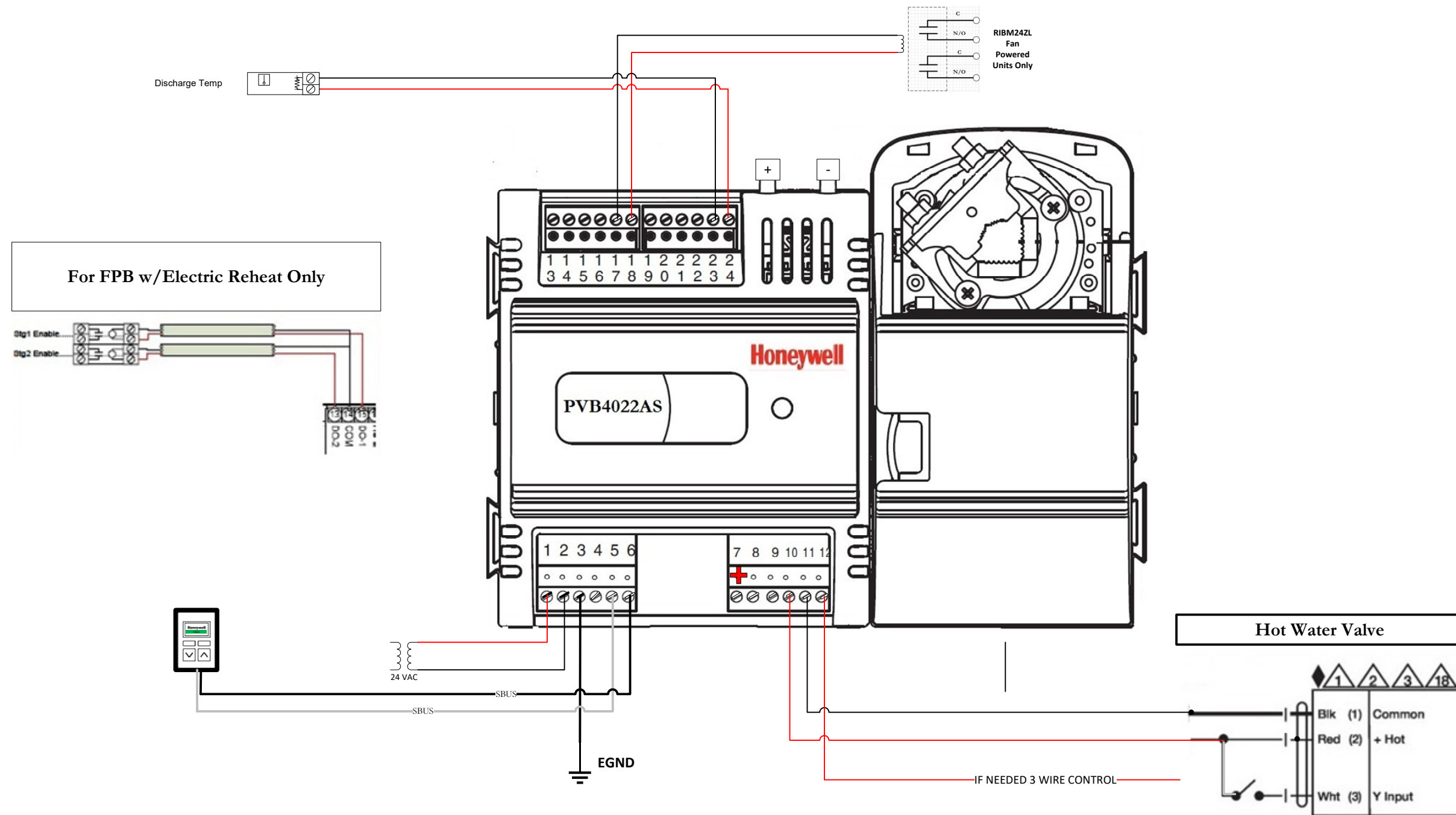
Bill of Material			
Quantity	Model Number	Manufacturer	Description
1	PVB4022AS	Honeywell	VAV Controller
1	C7031D	Honeywell	Duct Temp Sensor

96 Commerce Parkway West Fr.  
Greenwood, IN 46143  
317-780-2923

PAGE TITLE				PROJECT			
VAV Control Wiring				White Lick Elementary			
REV.	DESCRIPTION	DATE	BY	Contractor		REV	SCALE: NTS
1.0	submittal	3/22/2023				1.0	
				Control Wiring		Controls Project Manager	

**TC-10**  
**21075**

# FPVAV Control Wiring (Typical of 18)



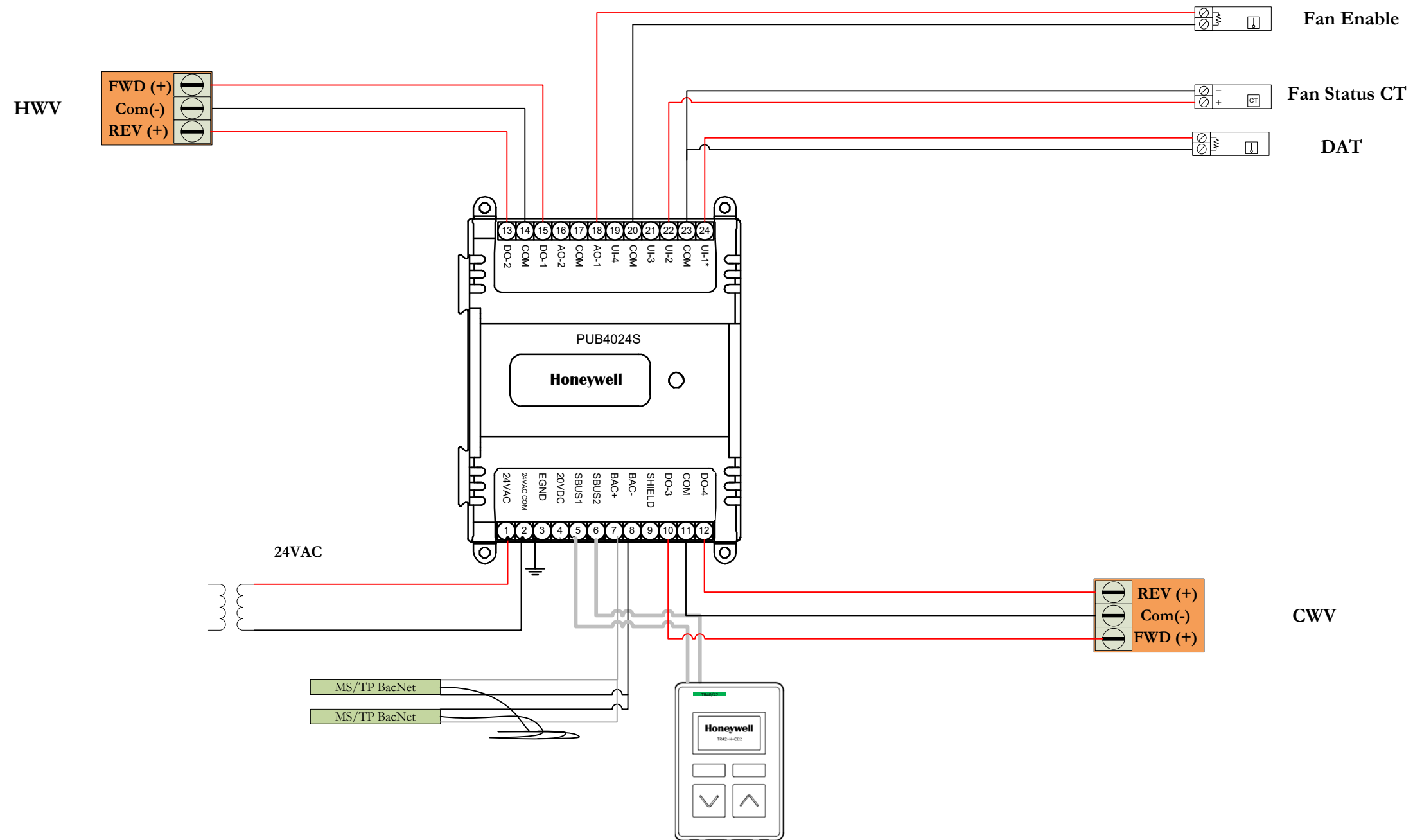
Bill of Material			
Quantity	Model Number	Manufacturer	Description
1	PVB4022AS	Honeywell	VAV Controller
1	TR40/TR42	Honeywell	Thermostat
1	C7031D	Honeywell	Duct Temp Sensor

**ERMCO**  
 EMPLOYEE OWNED  
 EMPOWERING PEOPLE INSPIRING INNOVATION  
 Electrical | Systems | Automation  
 96 Commerce Parkway West Fr.  
 Greenwood, IN 46143  
 317-780-2923

PAGE TITLE			
REV.	DESCRIPTION	DATE	BY
1.0	submittal	3/22/2023	

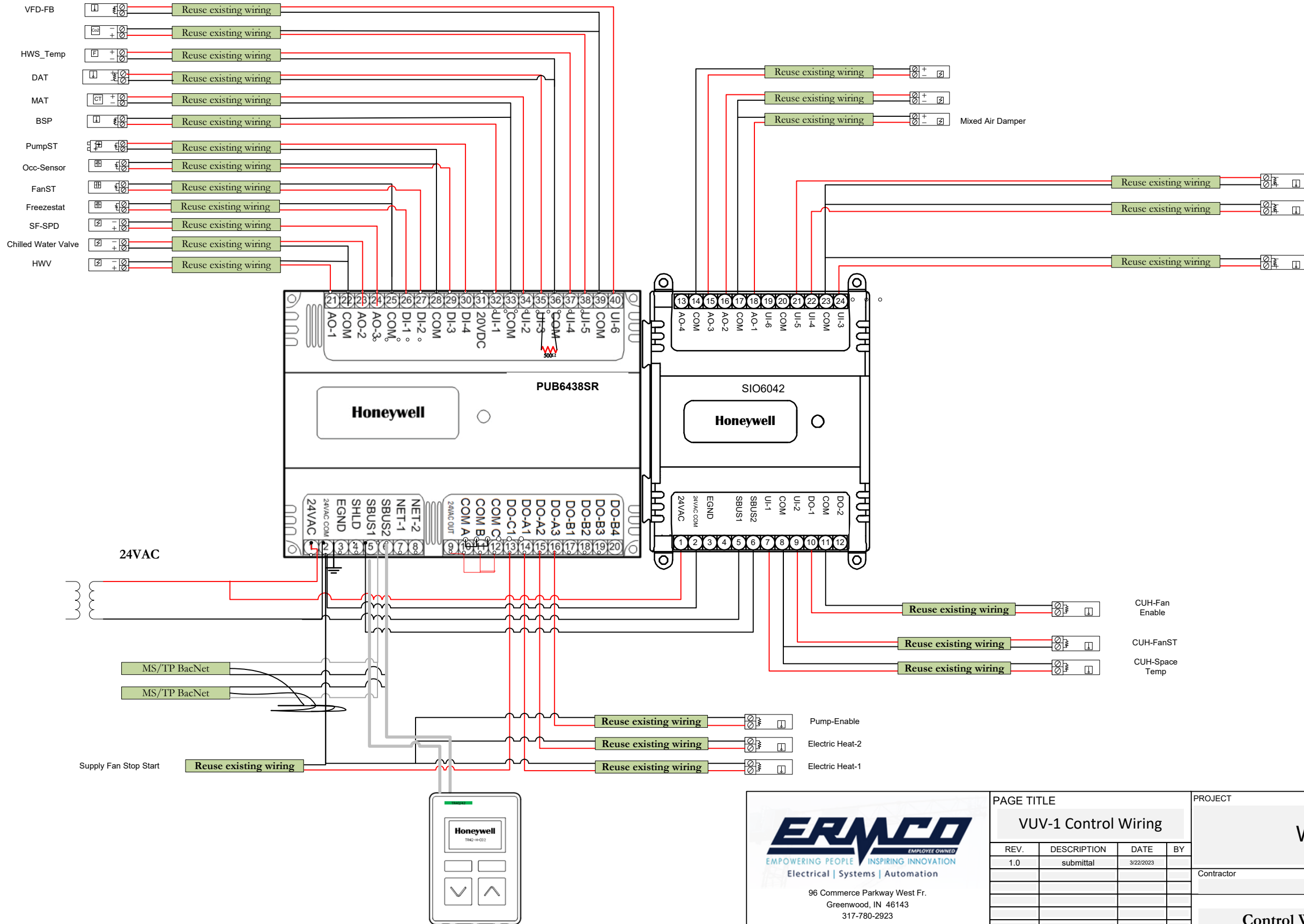
PROJECT			
White Lick Elementary			
Contractor	REV 1.0	SCALE: NTS	S H E E T
Control Wiring	Controls Project Manager		
			TC-11 21075

# FC\FCU Controller (Typical of 12)



	PAGE TITLE				PROJECT				
	FC/FCU Control Wiring				White Lick Elementary				
REV.	DESCRIPTION	DATE	BY	Contractor		REV	SCALE:	NTS	S H E E T
1.0	submittal	3/22/2023		Control Wiring		1.0			
				Controls Project Manager					TC-12 21075

# VUV-1



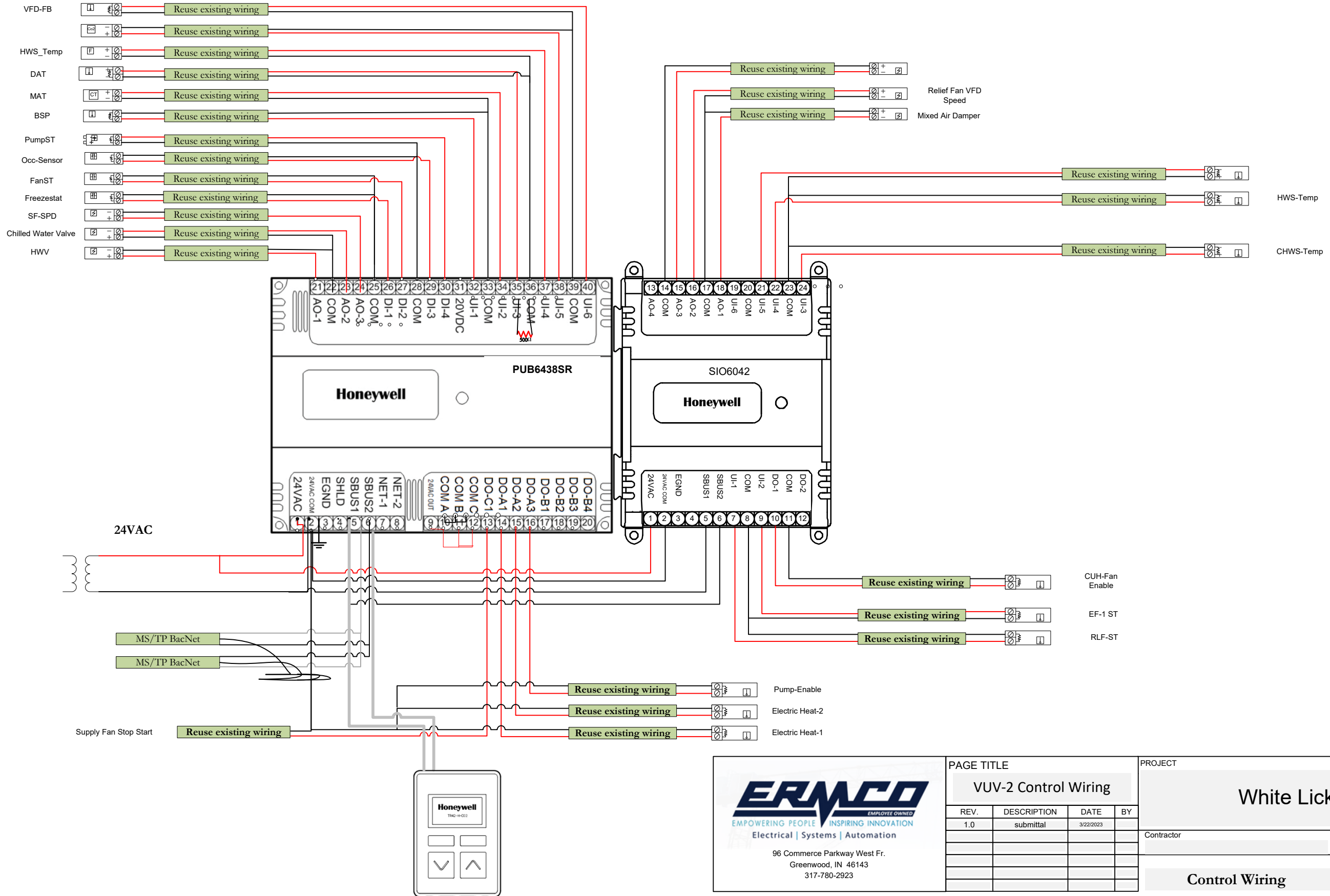
PAGE TITLE			
VUV-1 Control Wiring			
REV.	DESCRIPTION	DATE	BY
1.0	submittal	3/22/2023	

PROJECT			
White Lick Elementary			
Contractor		REV 1.0	SCALE: NTS
Control Wiring		Controls Project Manager	

TC-13  
21075

S  
H  
E  
E  
T

# VUV-2



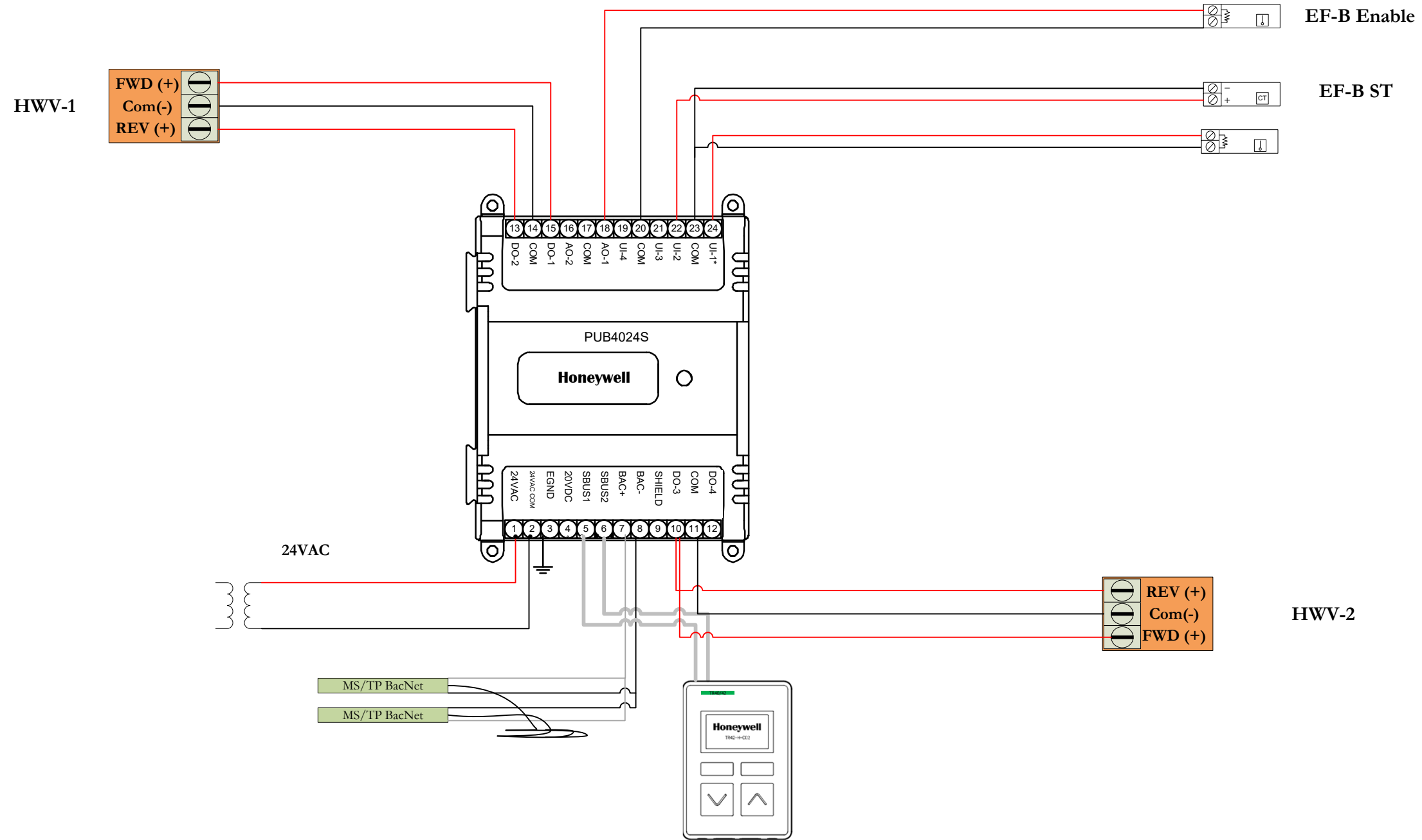
PAGE TITLE			
VUV-2 Control Wiring			
REV.	DESCRIPTION	DATE	BY
1.0	submittal	3/22/2023	

PROJECT			
White Lick Elementary			
Contractor		REV 1.0	SCALE: NTS
Control Wiring		Controls Project Manager	

TC-14  
21075

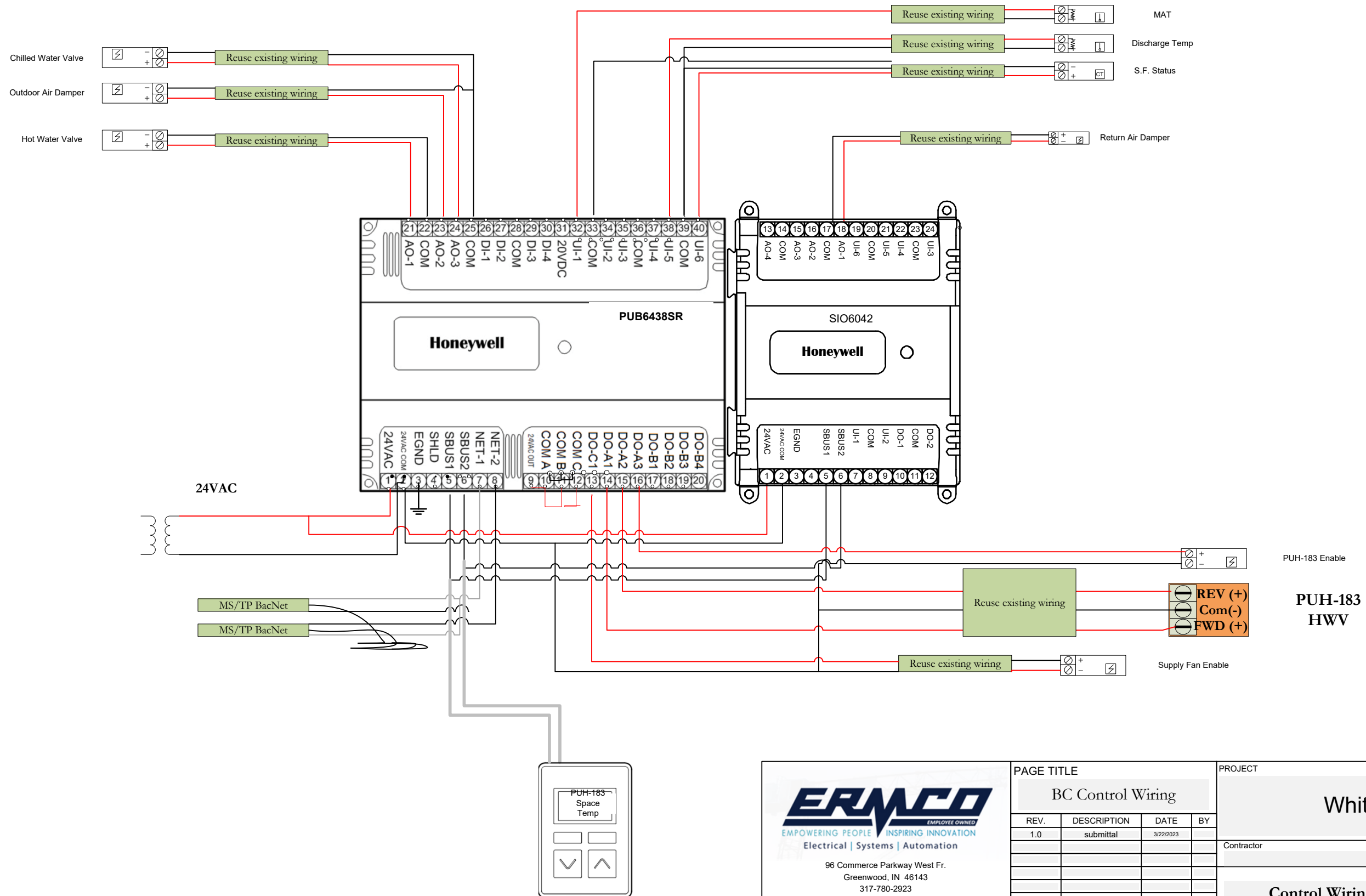
S  
H  
E  
E  
T

# RCP Controller



	PAGE TITLE				PROJECT				
	RCP Control Wiring				White Lick Elementary				
REV.	DESCRIPTION	DATE	BY	Contractor		REV	SCALE:	NTS	S H E E T
1.0	submittal	3/22/2023		Control Wiring		1.0			
						Controls Project Manager			TC-15 21075

# BC Control Typical of 1



**ERMCO**  
 EMPLOYEE OWNED  
 EMPOWERING PEOPLE INSPIRING INNOVATION  
 Electrical | Systems | Automation  
 96 Commerce Parkway West Fr.  
 Greenwood, IN 46143  
 317-780-2923

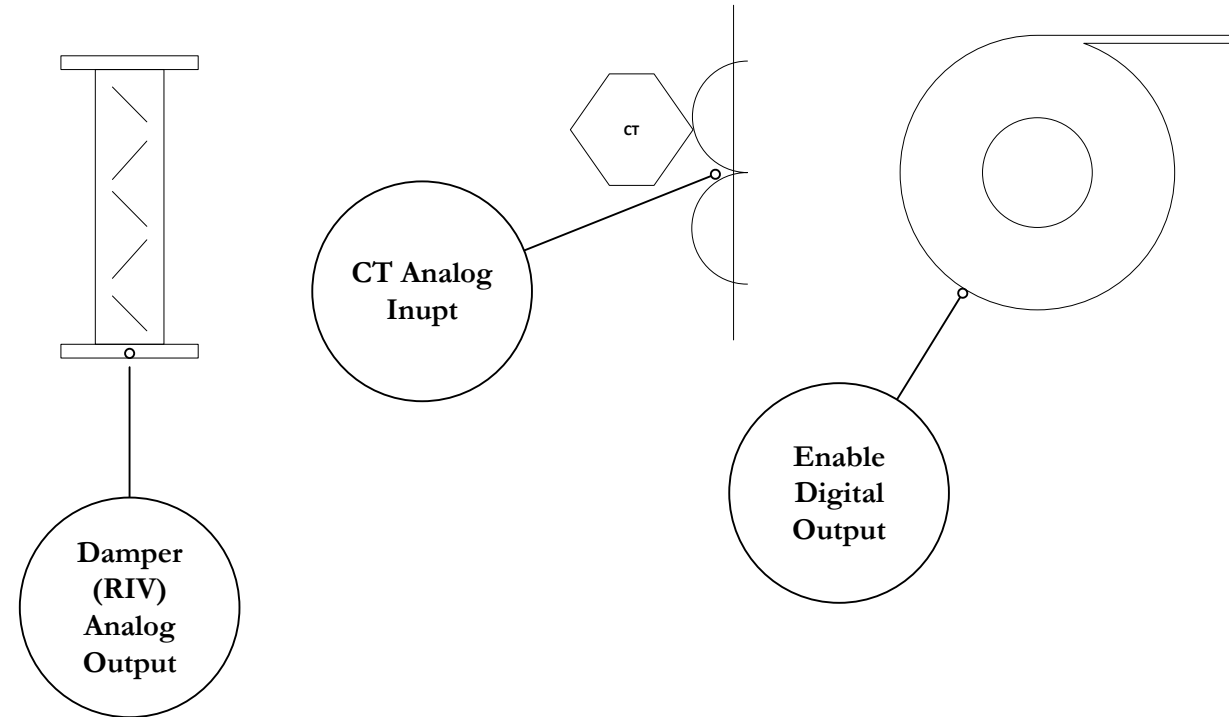
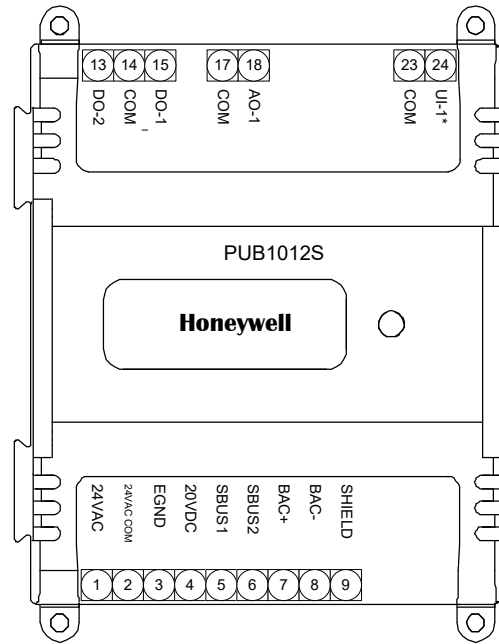
PAGE TITLE			
BC Control Wiring			
REV.	DESCRIPTION	DATE	BY
1.0	submittal	3/22/2023	

PROJECT		
White Lick Elementary		
Contractor	REV 1.0	SCALE: NTS
Control Wiring	Controls Project Manager	

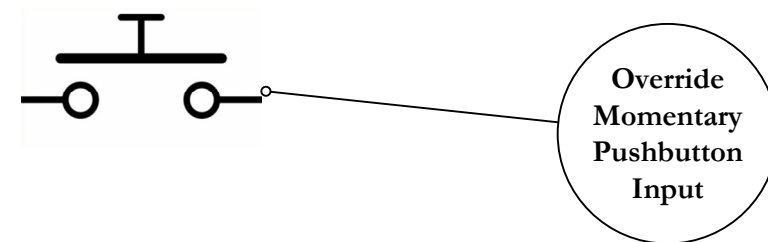
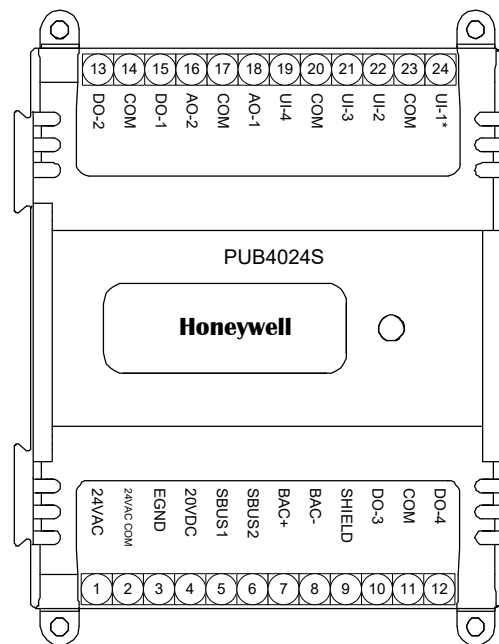
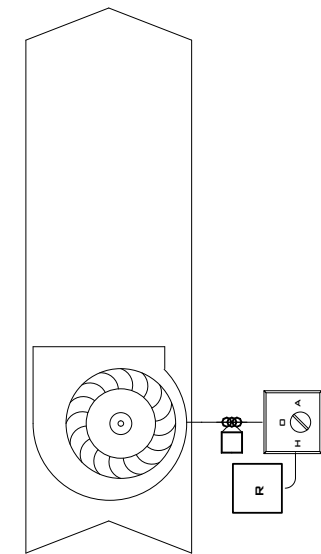
**TC-16**  
**21075**

S  
H  
E  
E  
T

# Exhaust Fan & RIV's w/options



**Exhaust Fan**

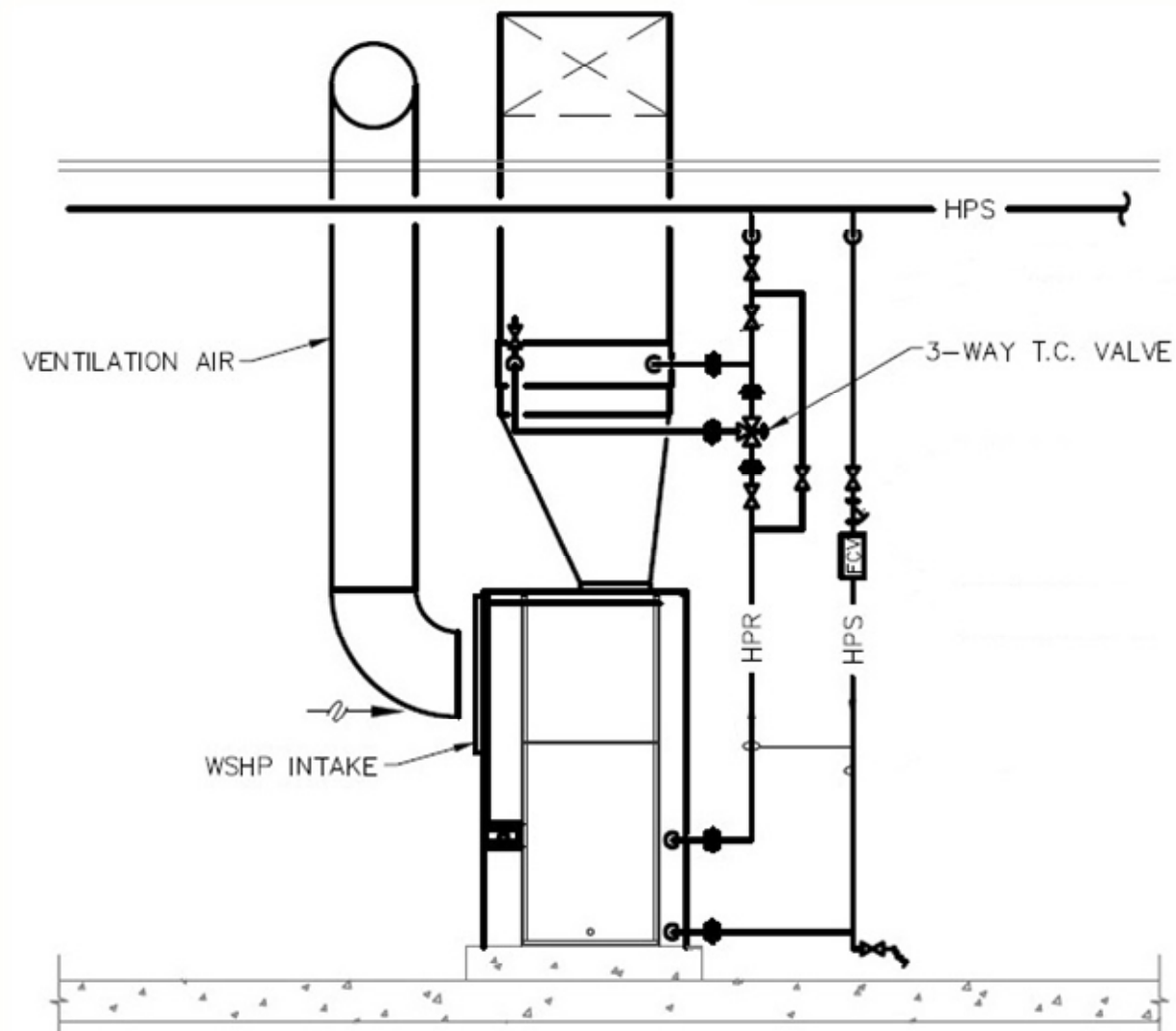


Exhaust Fan may have Momentary Push Button Override (Digital Input), Enable (Digital Output), Current Sensor for Fan Status (CT) and may have additional CT's for Kiln Current Sensor or another (Analog Input). Summary – DI, AI, DO or AI, DO or (2) AI, DO is possible. **(Field Verify)**

	PAGE TITLE			PROJECT		
	Exhaust Fan/RIV Options			White Lick Elementary		
	REV.	DESCRIPTION	DATE	BY		
	1.0	submittal	3/22/2023			
Contractor				REV 1.0	SCALE: NTS	S H E E T
Control Wiring Options				Controls Project Manager		
						<b>TC-17 21075</b>

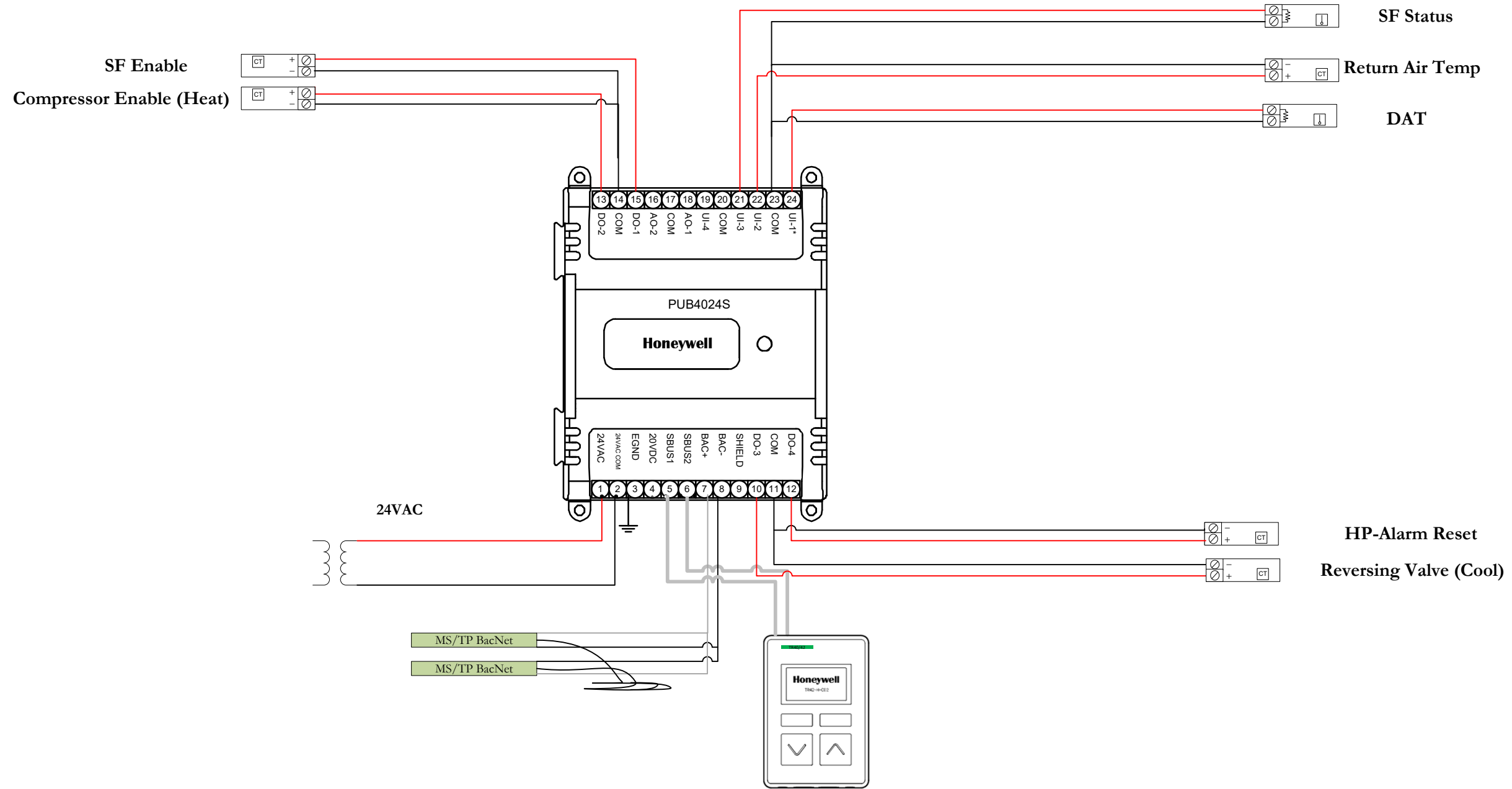


# Water Source Heat Pump (Typical of 44)



	PAGE TITLE				PROJECT				
	Water Source Heat Pump				White Lick Elementary				
	REV.	DESCRIPTION	DATE	BY	Contractor		REV	SCALE: NTS	S H E E T
	1.0	submittal	3/22/2023				1.0		
							Controls Project Manager		
				Functional Schematic				TC-18 21075	

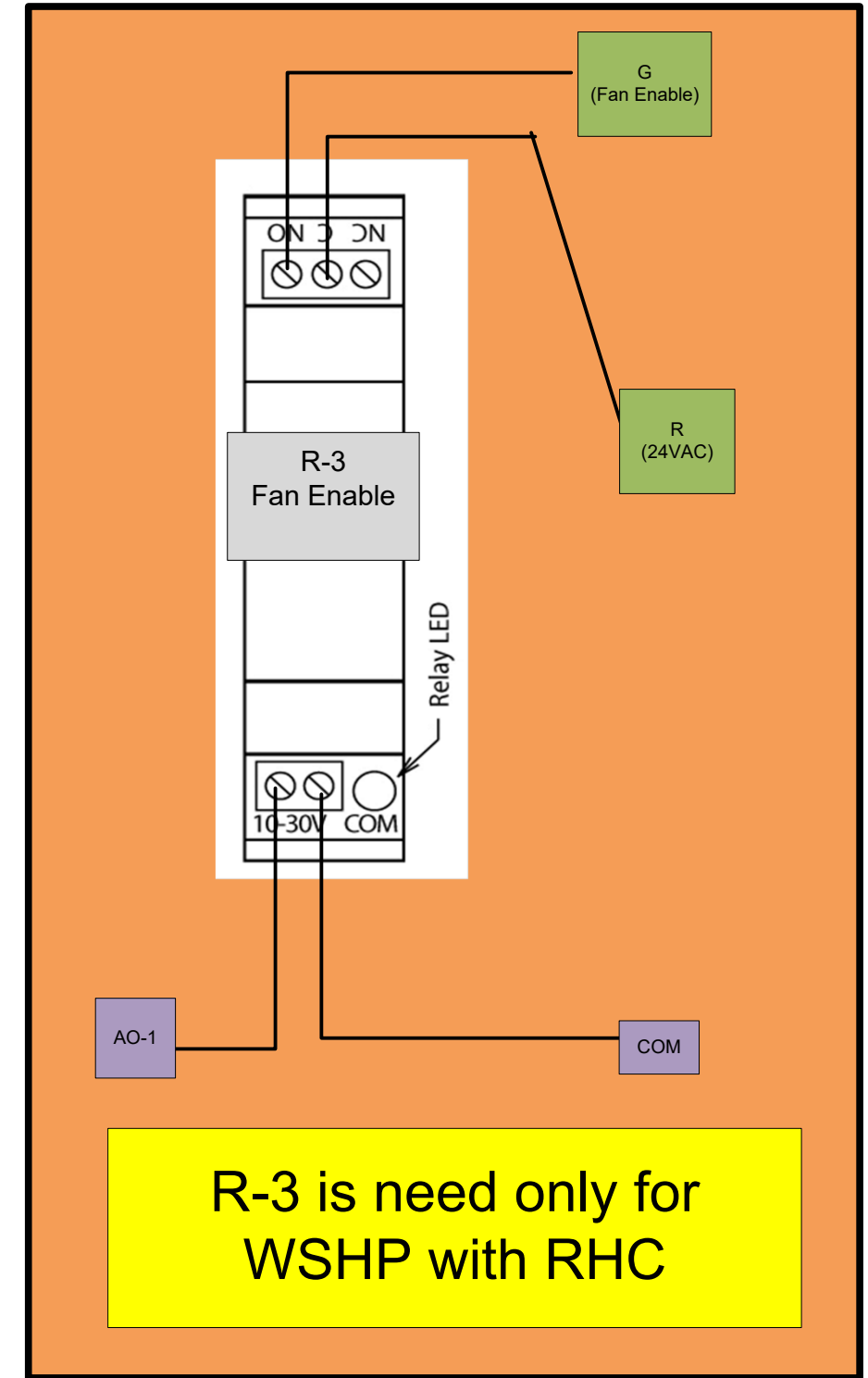
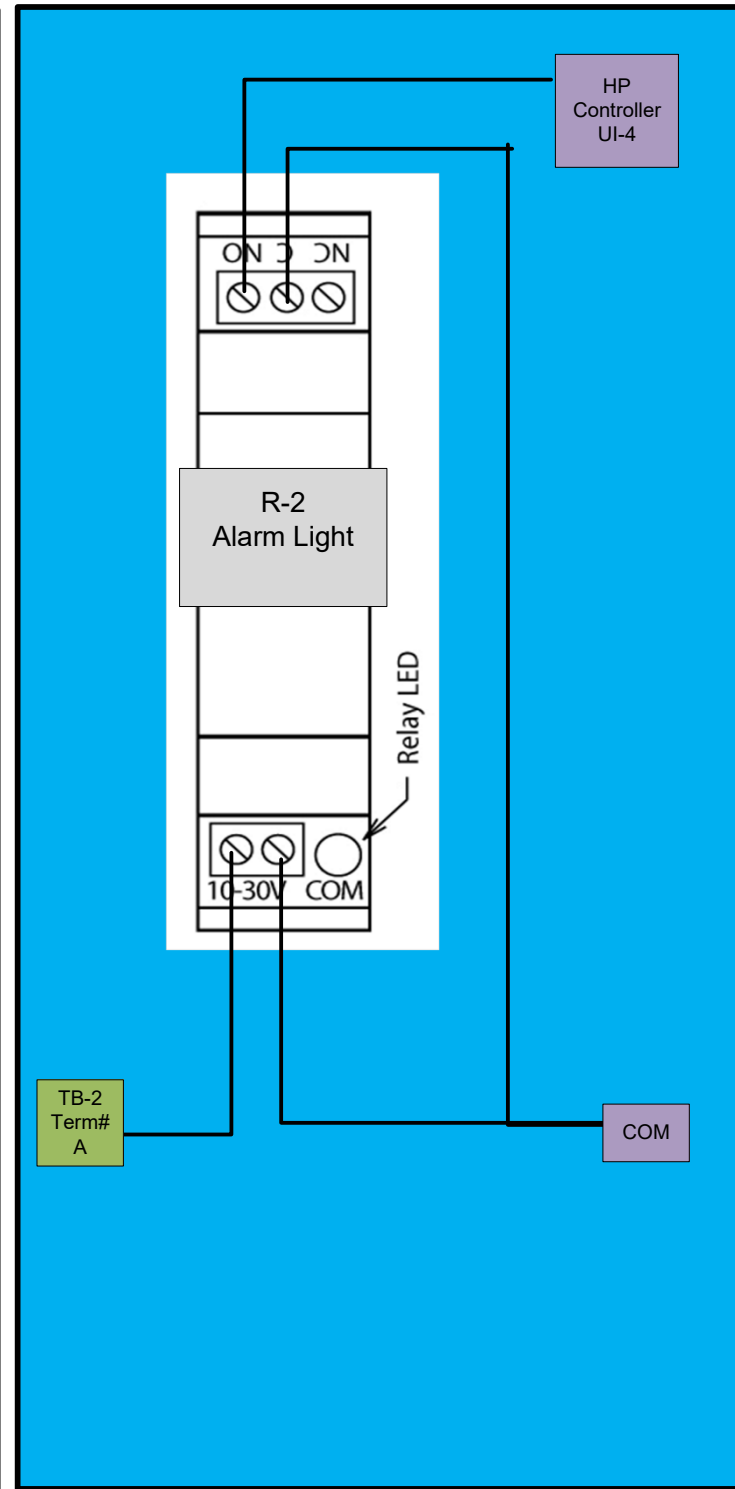
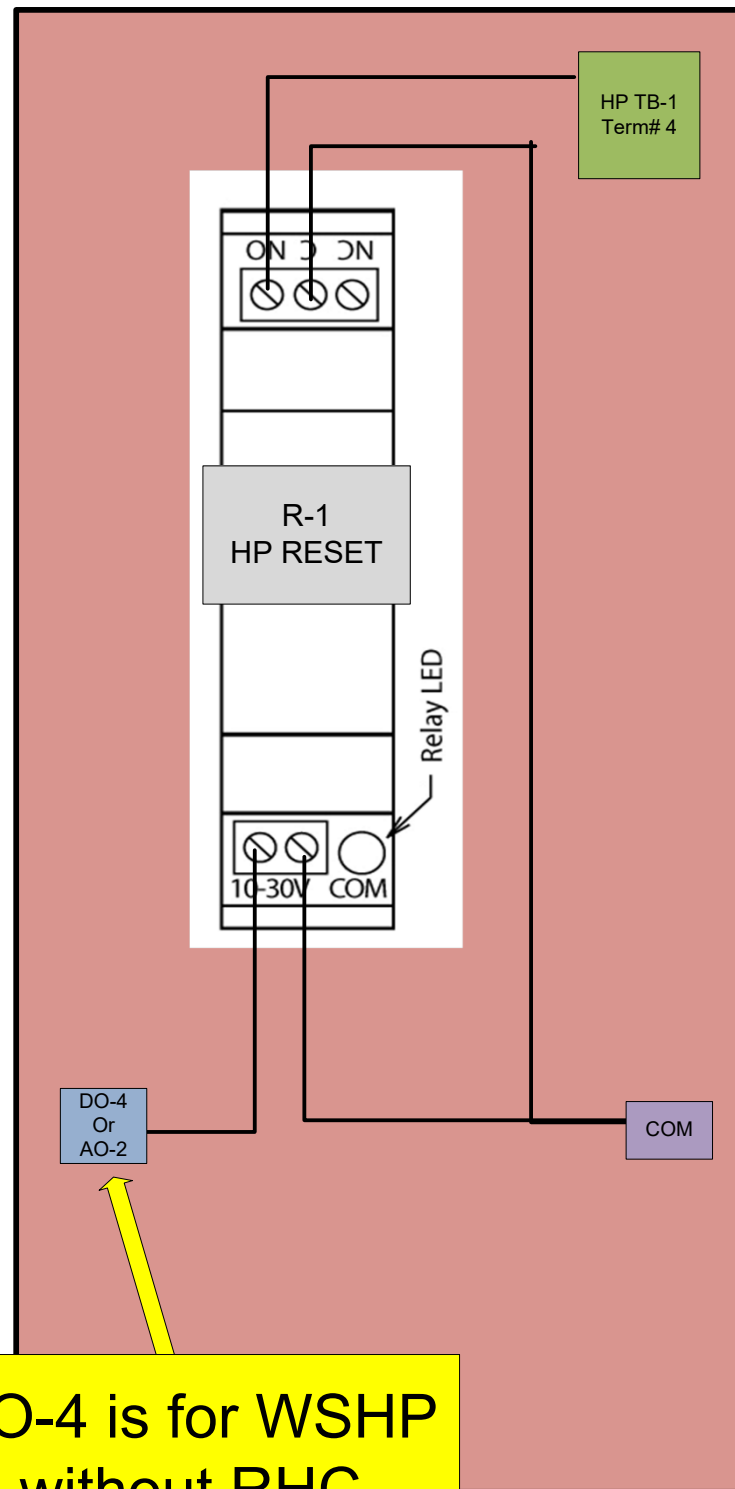
# Water Source Heat Pump (Typical of 44)



	PAGE TITLE				PROJECT				
	Water Source Heat Pump				White Lick Elementary				
	REV.	DESCRIPTION	DATE	BY	Contractor		REV	SCALE:	NTS
1.0	submittal	3/22/2023				1.0			TC-19 21075
				Controller Wiring		Controls Project Manager			

# WSHP Relay Drawings

## Mount Relays in HP Panel



DO-4 is for WSHP without RHC  
AO-2 is for WSHP with RHC

R-3 is need only for WSHP with RHC

Honeywell HP Controller

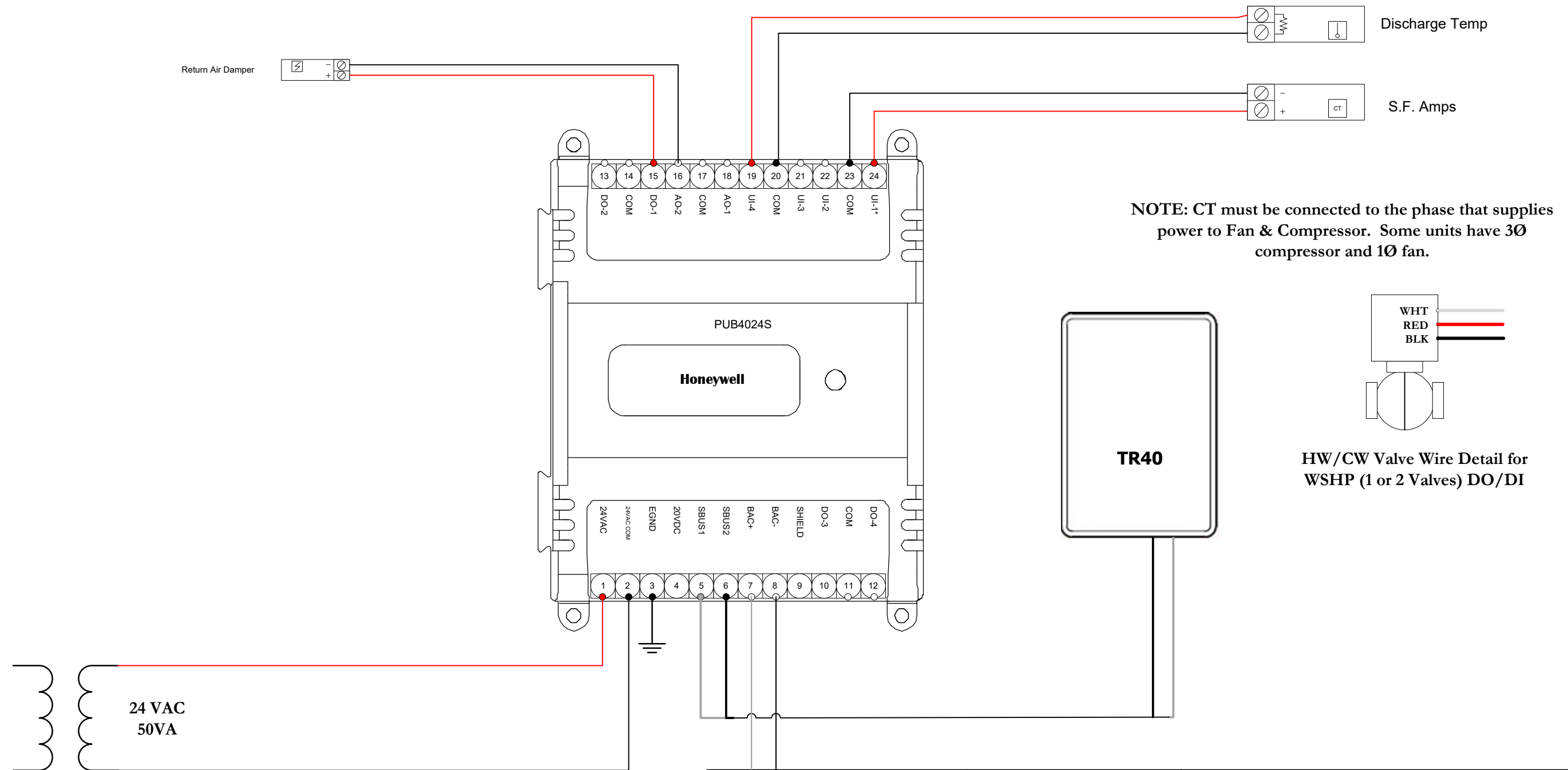
HP Control Board

**ERMCO**  
EMPLOYEE OWNED  
EMPOWERING PEOPLE INSPIRING INNOVATION  
Electrical | Systems | Automation  
96 Commerce Parkway West Fr.  
Greenwood, IN 46143  
317-780-2923

PAGE TITLE			
Water Source Heat Pump			
REV.	DESCRIPTION	DATE	BY
1.0	submittal	3/22/2023	

PROJECT			
White Lick Elementary			
Contractor		REV 1.0	SCALE: NTS
Functional Schematic		Controls Project Manager	
			TC-20 21075

# Heat Pump Wiring Detail

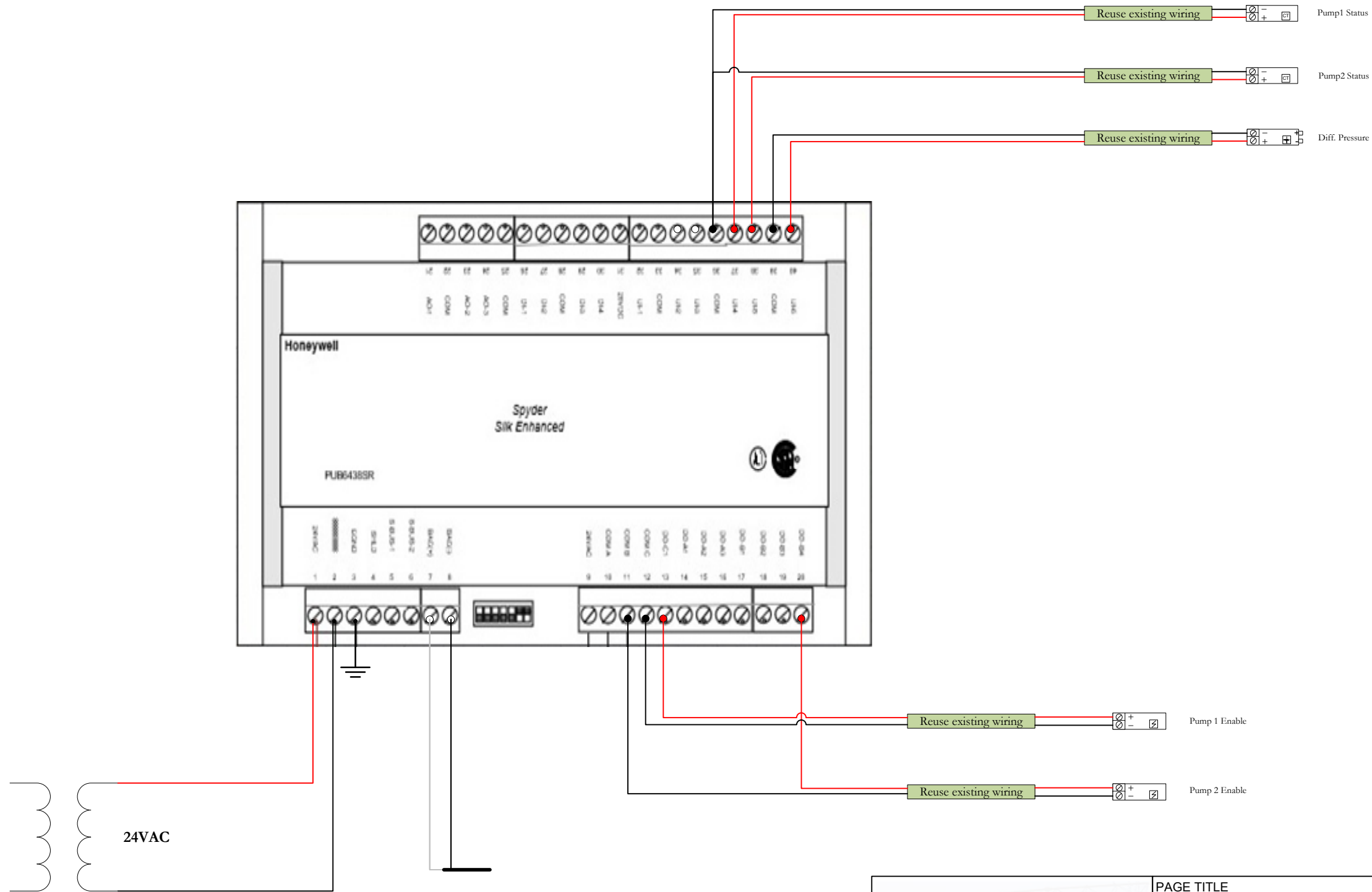


Bill of Material			
Quantity	Model Number	Manufacturer	Description
1	PUB4024S	Honeywell	HP Control
1	TR40/TR42	Honeywell	Thermostat
1	C7031D	Honeywell	Duct Temp Sensor

**ERMCO**  
 EMPLOYEE OWNED  
 EMPOWERING PEOPLE INSPIRING INNOVATION  
 Electrical | Systems | Automation  
 96 Commerce Parkway West Fr.  
 Greenwood, IN 46143  
 317-780-2923

PAGE TITLE Heat Pump Wiring Detail				PROJECT White Lick Elementary				
REV.	DESCRIPTION	DATE	BY	Contractor		REV 1.0	SCALE: NTS	S H E E T
1.0	submittal	3/22/2023		Controls Project Manager				
				Control Wiring				TC-21 21075

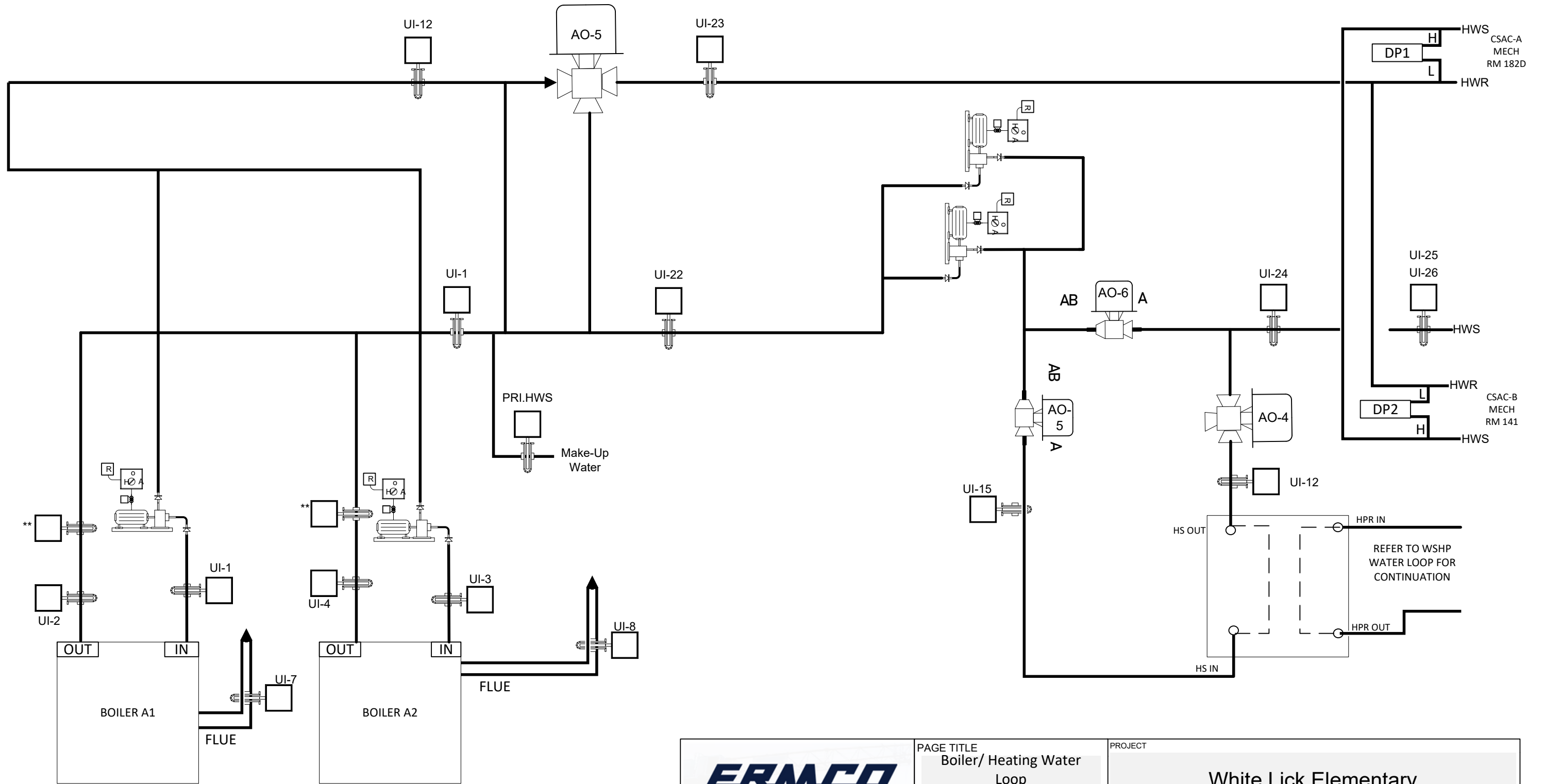
# Domestic Hot Water Control



Bill of Material			
Quantity	Model Number	Manufacturer	Description
1	PUB6438SR	Honeywell	VAV Controller

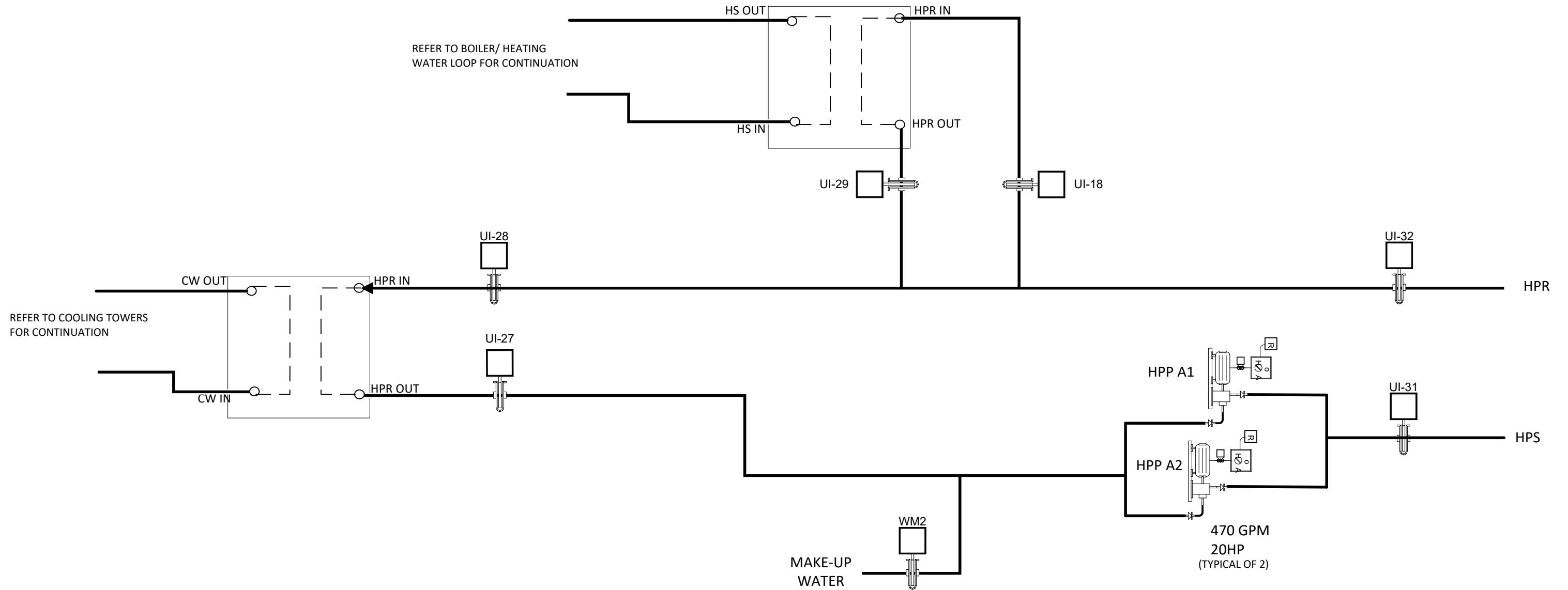
	PAGE TITLE Domestic Hot Water Control				PROJECT White Lick Elementary				
	REV. 1.0	DESCRIPTION submittal	DATE 3/22/2023	BY	Contractor		REV 1.0	SCALE: NTS	S H E E T  <b>TC-22</b> <b>21075</b>
					Control Wiring		Controls Project Manager		

# Boiler / Heating Water Loop



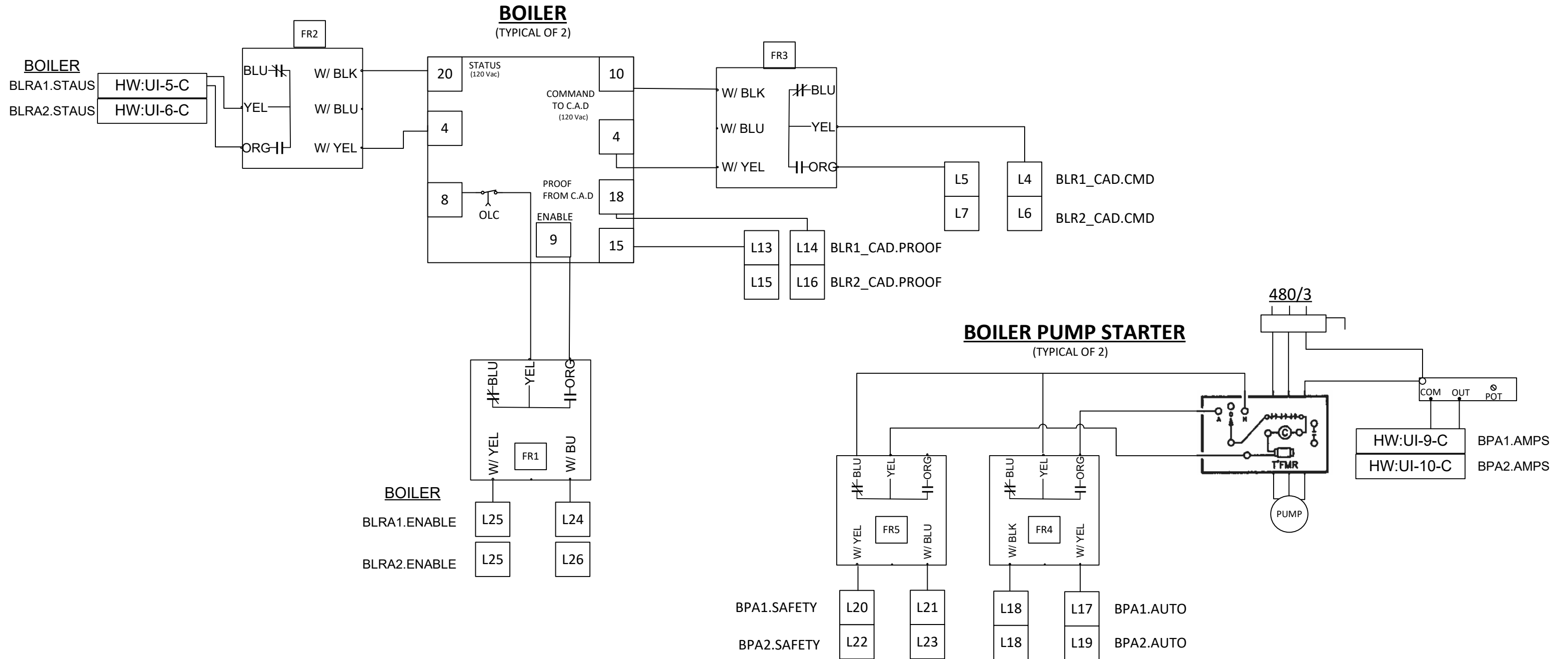
<p>96 Commerce Parkway West Fr. Greenwood, IN 46143 317-780-2923</p>	PAGE TITLE <b>Boiler/ Heating Water Loop</b>				PROJECT <b>White Lick Elementary</b>			
	REV. 1.0 DESCRIPTION: submittal DATE: 3/22/2023 BY:	Contractor:			REV 1.0 SCALE: NTS Controls Project Manager	S H E E T	<b>TC-23 21075</b>	
Functional Schematic								

# Heat Pump Water Loop Schematic



	PAGE TITLE Heat Pump Water Loop Schematic				PROJECT White Lick Elementary			
	REV.	DESCRIPTION	DATE	BY	Contractor		REV 1.0	SCALE: NTS
1.0	submittal	3/22/2023		Functional Schematic		Controls Project Manager		

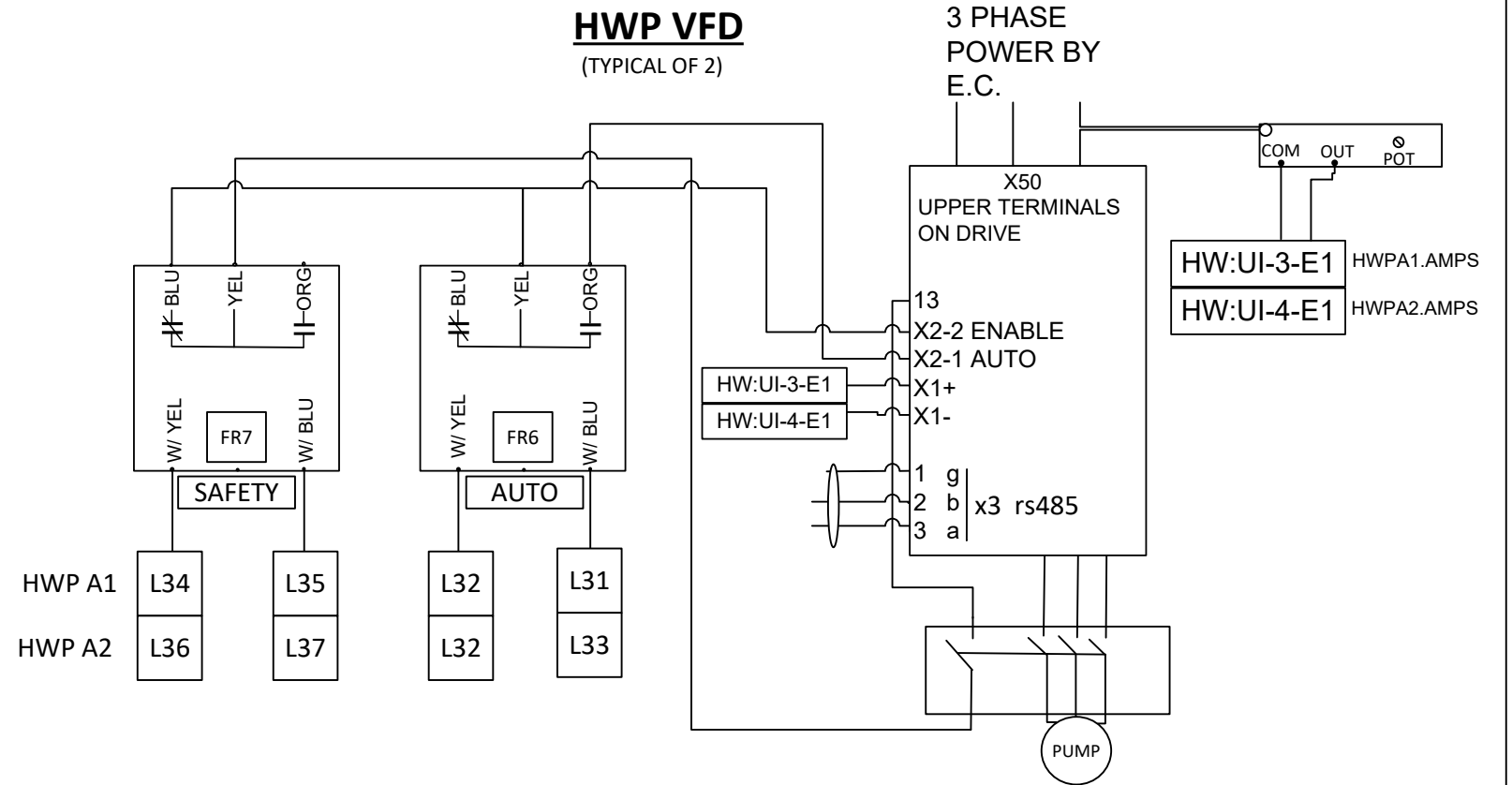
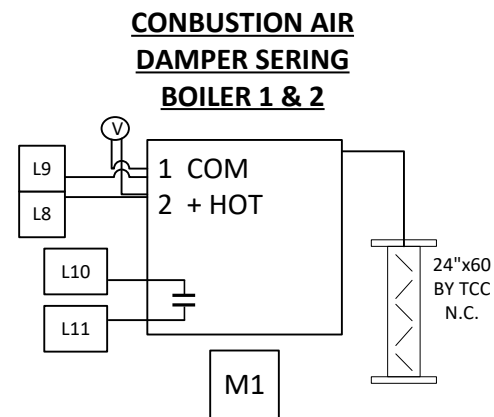
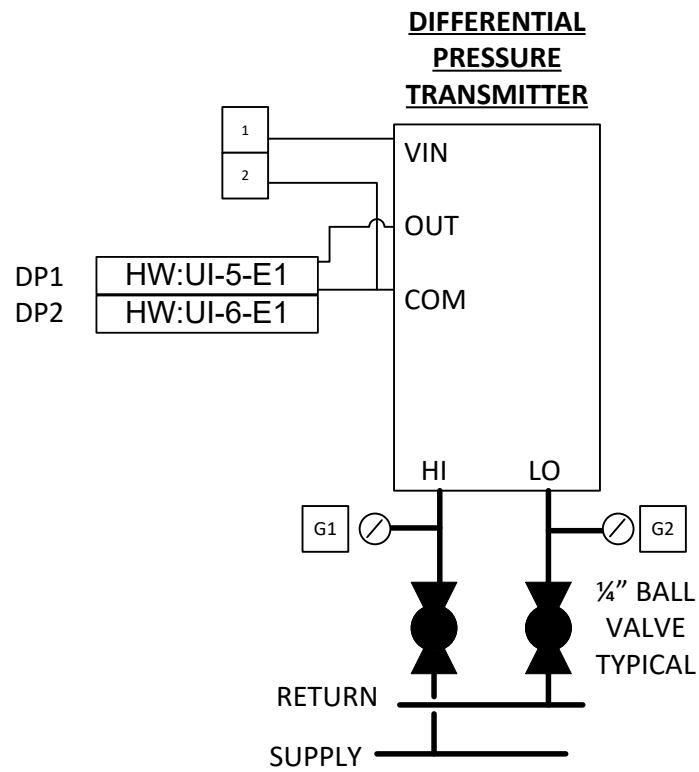
# Boiler / Heating Water Loop Misc.



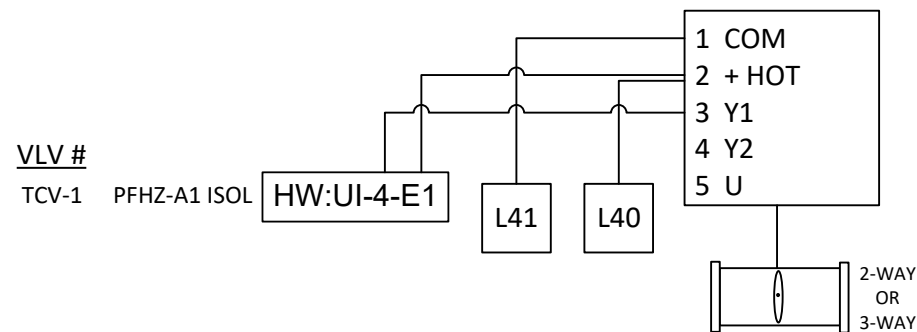
	PAGE TITLE				PROJECT			
	Boiler Loop Misc 1				White Lick Elementary			
REV.	DESCRIPTION	DATE	BY	Contractor		REV	SCALE:	S H E E T
1.0	submittal	3/22/2023				1.0	NTS	
				Functional Schematic		Controls Project Manager		TC-25 21075



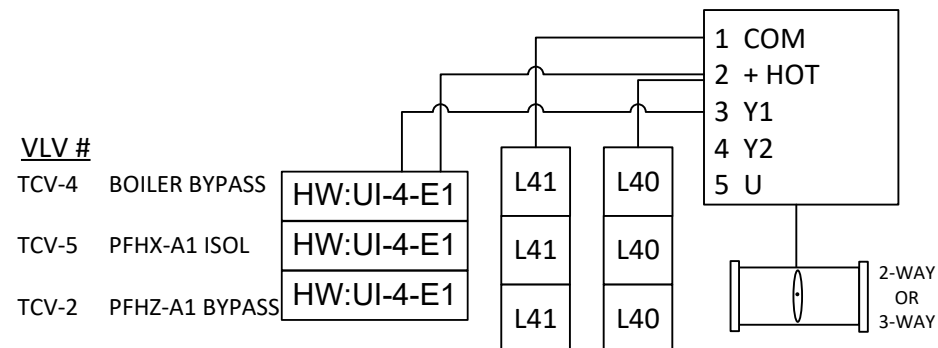
# Boiler / Heating Water Loop Misc. (2)



**VARIOUS VALVES W/ GM24-SR ACTUATOR**  
(TYPICAL OF 1)



**VARIOUS VALVES W/2 GM24-SR ACTUATOR**  
(TYPICAL OF 3)



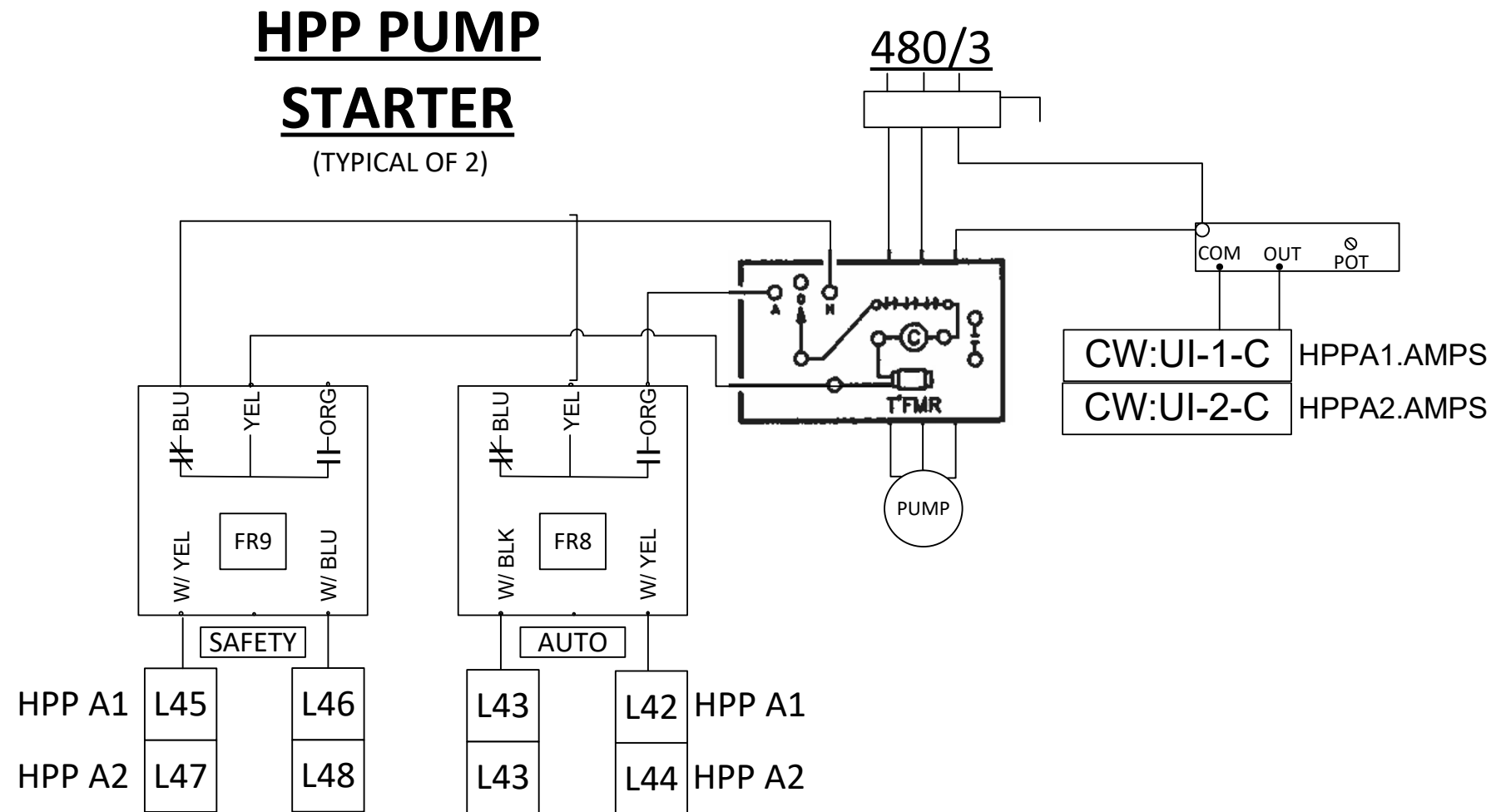
96 Commerce Parkway West Fr.  
Greenwood, IN 46143  
317-780-2923

PAGE TITLE			
Boiler Loop Misc 2			
REV.	DESCRIPTION	DATE	BY
1.0	submittal	3/22/2023	

PROJECT			
White Lick Elementary			
Contractor		REV 1.0	SCALE: NTS
Functional Schematic		Controls Project Manager	

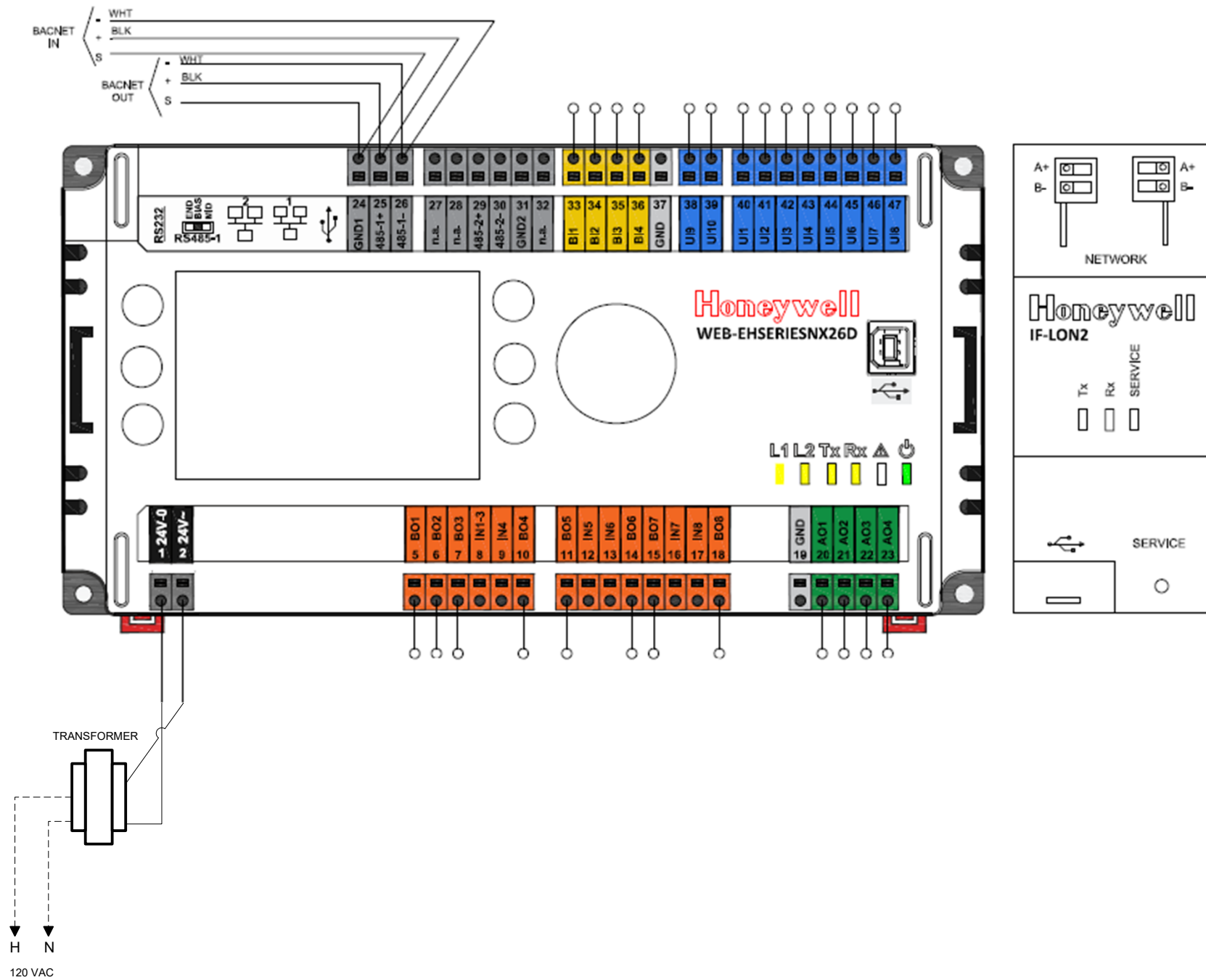
**TC-26**  
**21075**

# Boiler / Heating Water Loop Misc. (2)



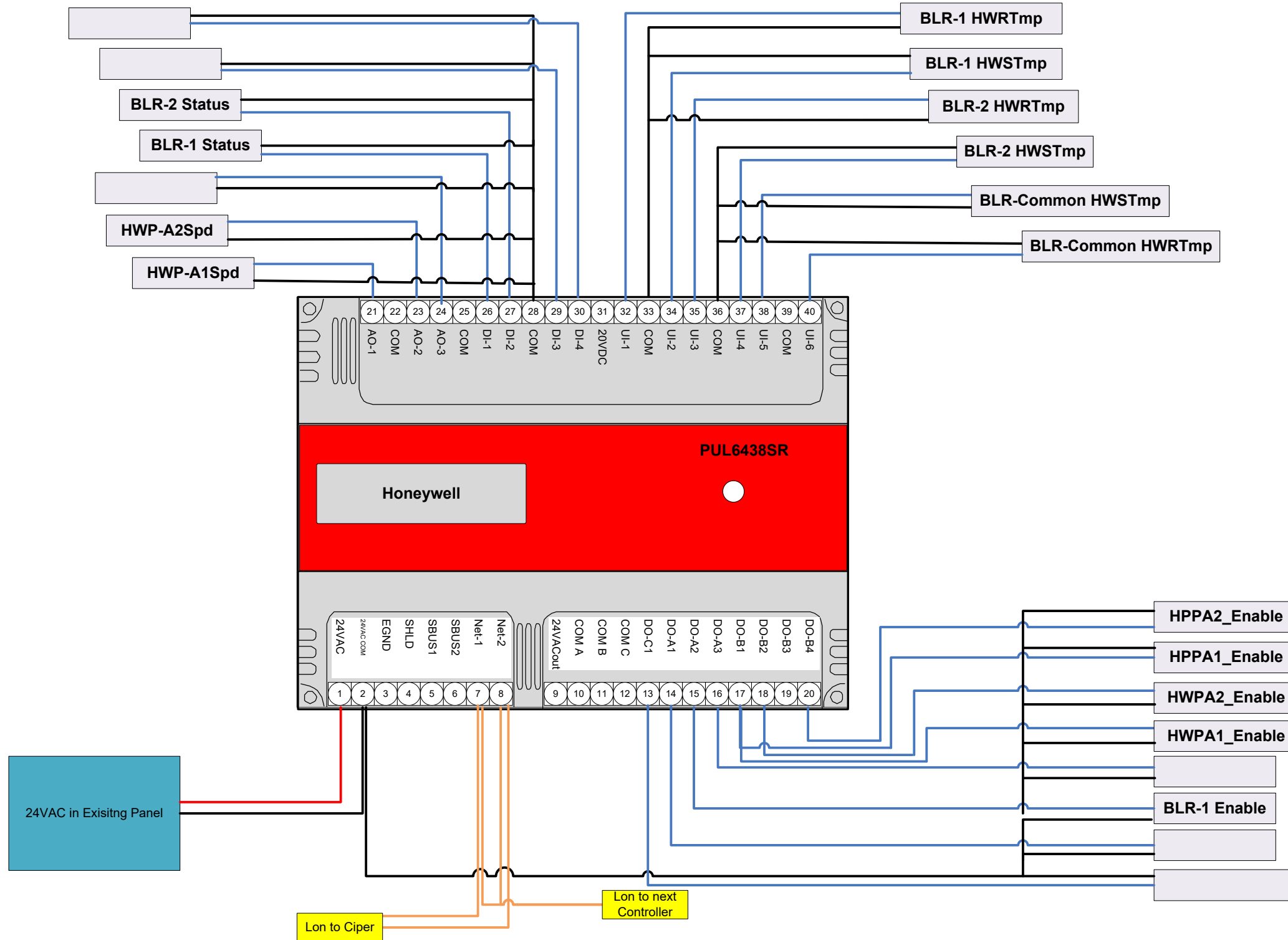
	PAGE TITLE				PROJECT				
	Boiler Loop Misc 3				White Lick Elementary				
	REV.	DESCRIPTION	DATE	BY	Contractor		REV	SCALE: NTS	S H E E T
	1.0	submittal	3/22/2023				1.0		
				Functional Schematic		Controls Project Manager		TC-27 21075	

# Central Plant Cooling Control



	PAGE TITLE				PROJECT			
	CP-Ciper-50				White Lick Elementary			
REV.	DESCRIPTION	DATE	BY	Contractor		REV	SCALE: NTS	S H E E T
1.0	submittal	3/22/2023				1.0		
				Control Wiring		Controls Project Manager		TC-28 21075

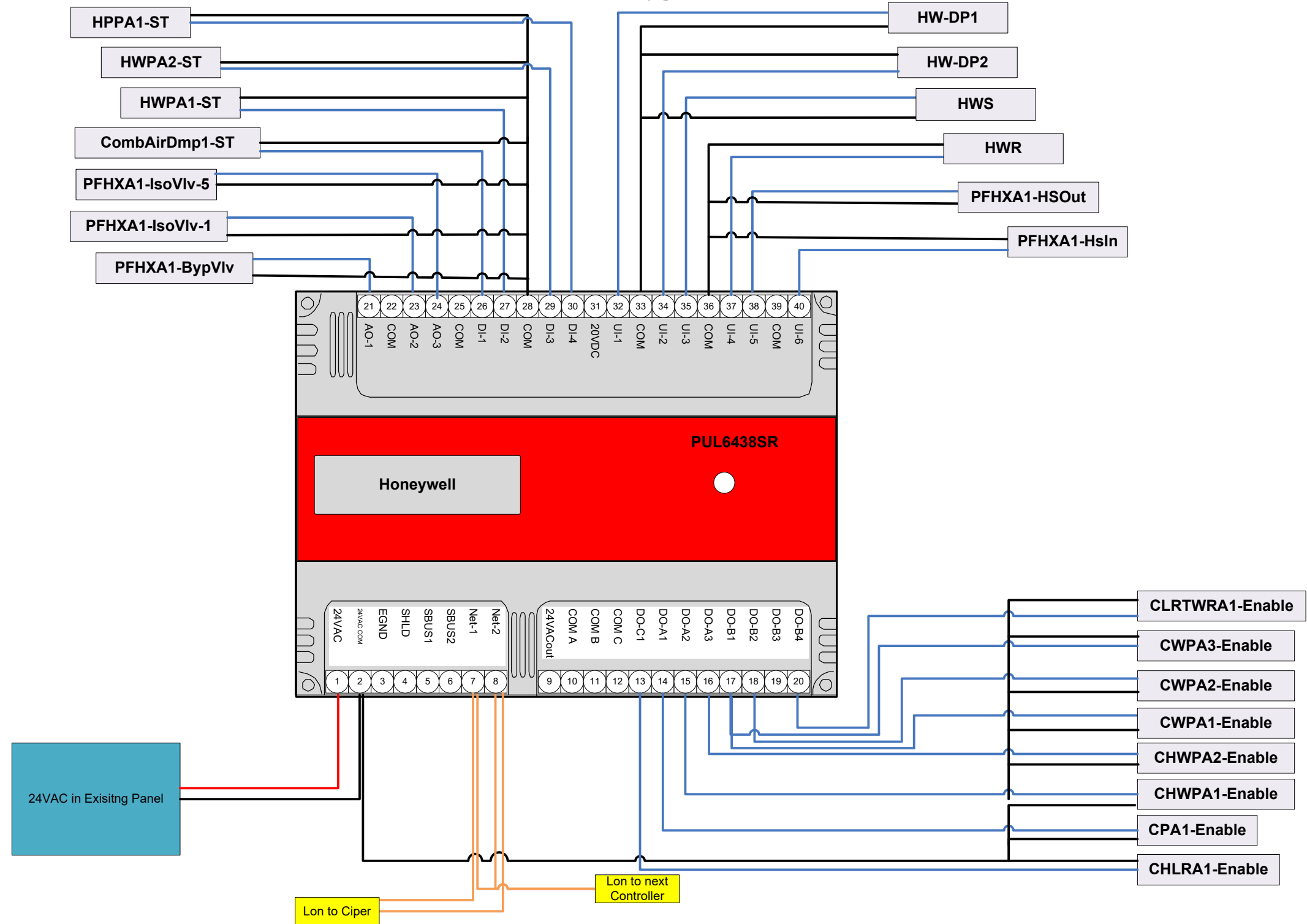
# CP-Exp-1



PAGE TITLE			
CP-Exp-1			
REV.	DESCRIPTION	DATE	BY
1.0	submittal	3/22/2023	

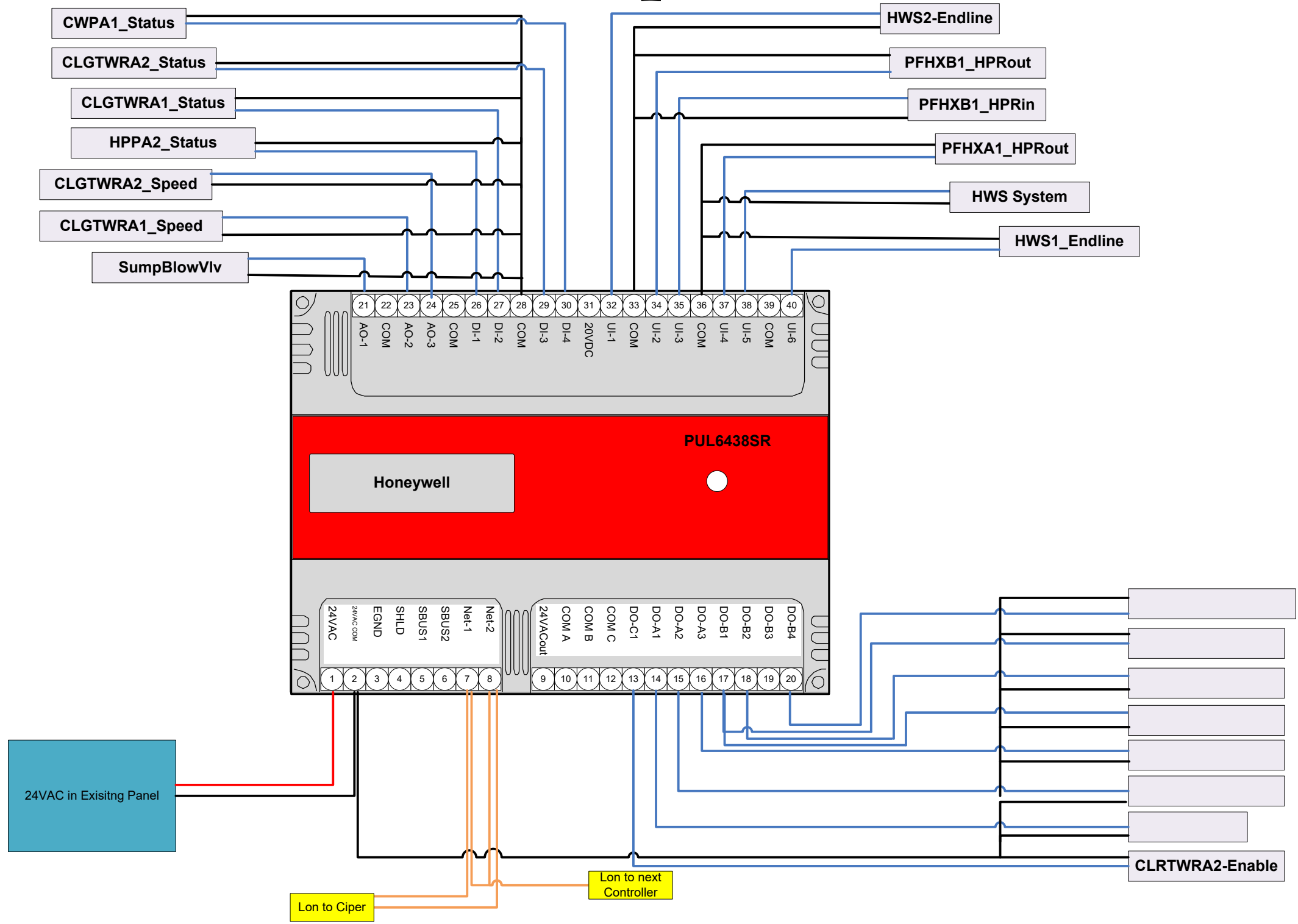
PROJECT			
White Lick Elementary			
Contractor	REV 1.0	SCALE: NTS	S H E E T
Control Wiring	Controls Project Manager		
TC-29			21075

# CP-Exp-2



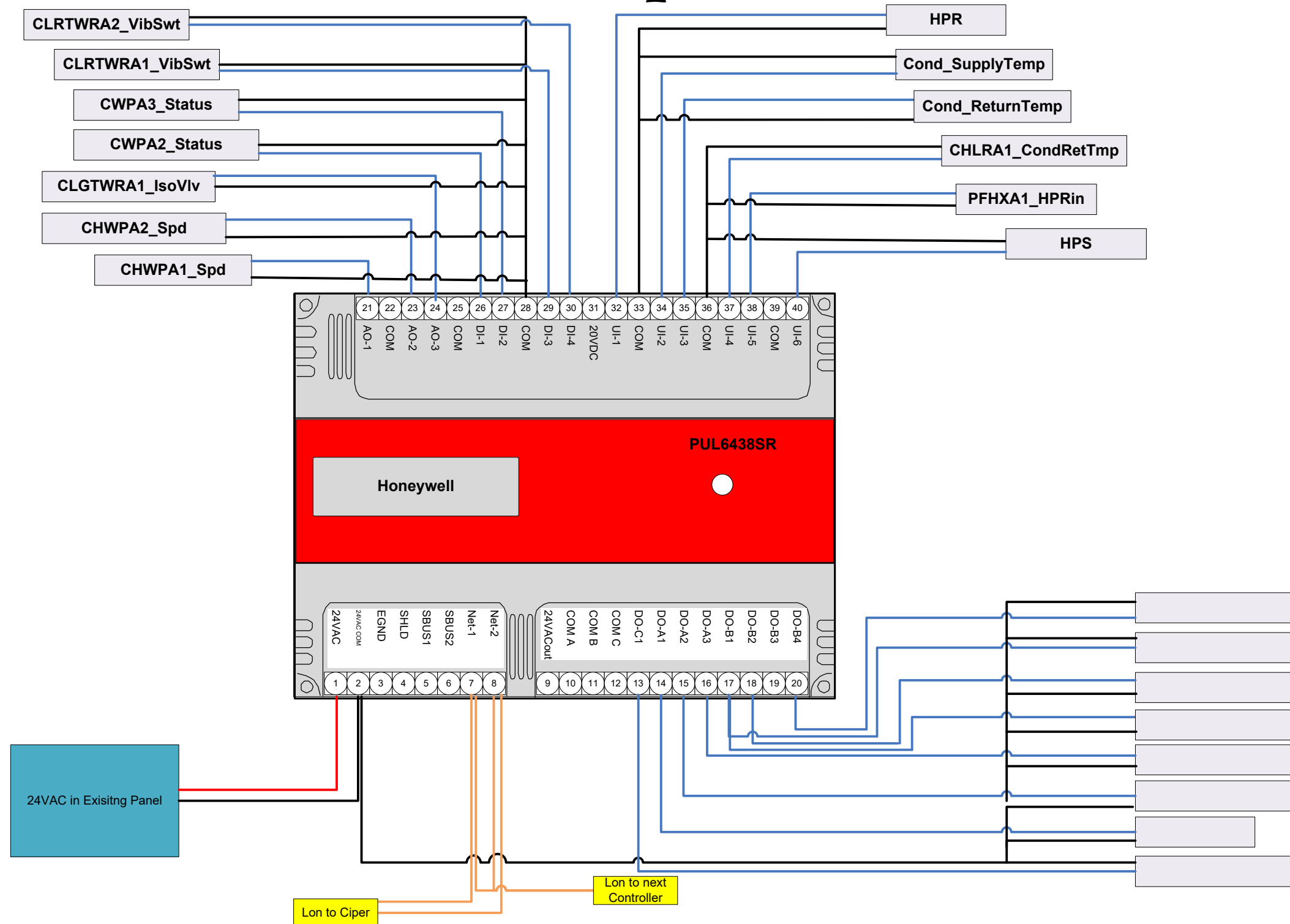
	PAGE TITLE				PROJECT				
	CP-Exp-2				White Lick Elementary				
REV.	DESCRIPTION	DATE	BY	Contractor		REV	SCALE:	NTS	S H E E T
1.0	submittal	3/22/2023				1.0			
				Control Wiring		Controls Project Manager		TC-30 21075	

# CP-Exp-3



	PAGE TITLE				PROJECT			
	CP-Exp-3				White Lick Elementary			
REV.	DESCRIPTION	DATE	BY	Contractor		REV	SCALE: NTS	S H E E T
1.0	submittal	3/22/2023				1.0		
				Control Wiring		Controls Project Manager		TC-31 21075

# CP-Exp-4

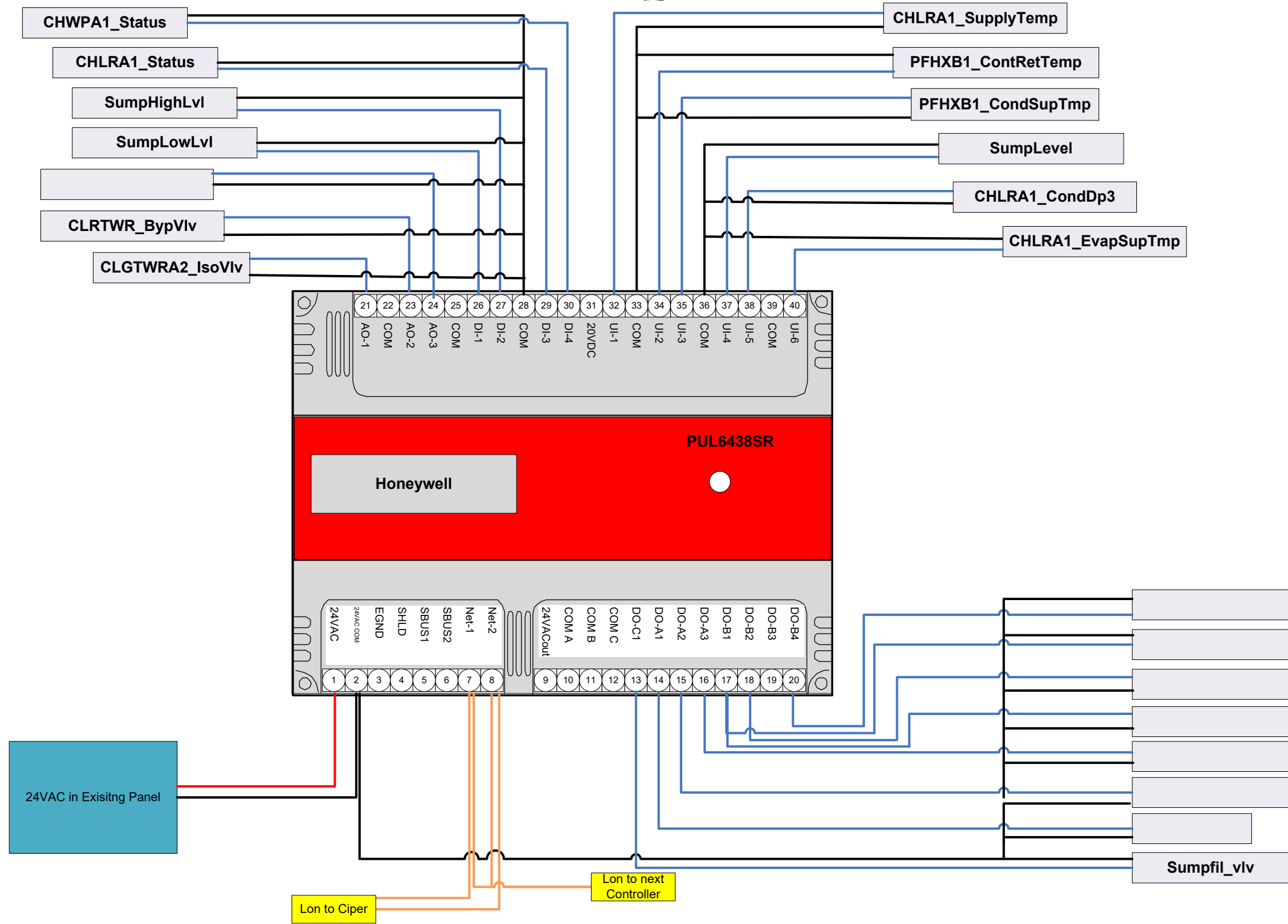


PAGE TITLE			
CP-Exp-4			
REV.	DESCRIPTION	DATE	BY
1.0	submittal	3/22/2023	

PROJECT			
White Lick Elementary			
Contractor		REV 1.0	SCALE: NTS
Control Wiring		Controls Project Manager	

TC-32  
21075

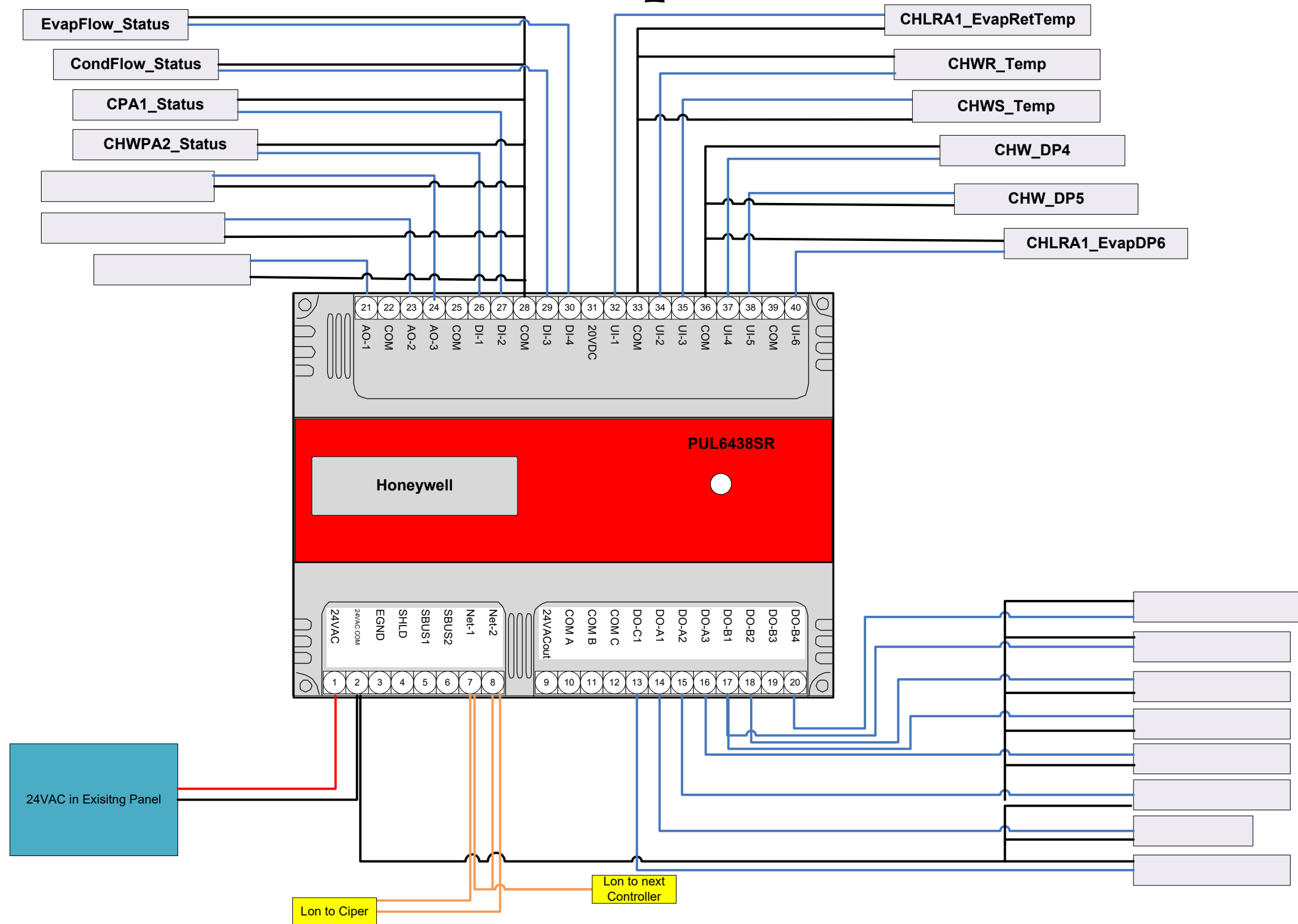
# CP-Exp-5



	PAGE TITLE				PROJECT				
	CP-Exp-5				White Lick Elementary				
REV.	DESCRIPTION	DATE	BY	Contractor		REV	SCALE:	NTS	S H E E T
1.0	submittal	3/22/2023				1.0			
				Control Wiring		Controls Project Manager			TC-33 21075

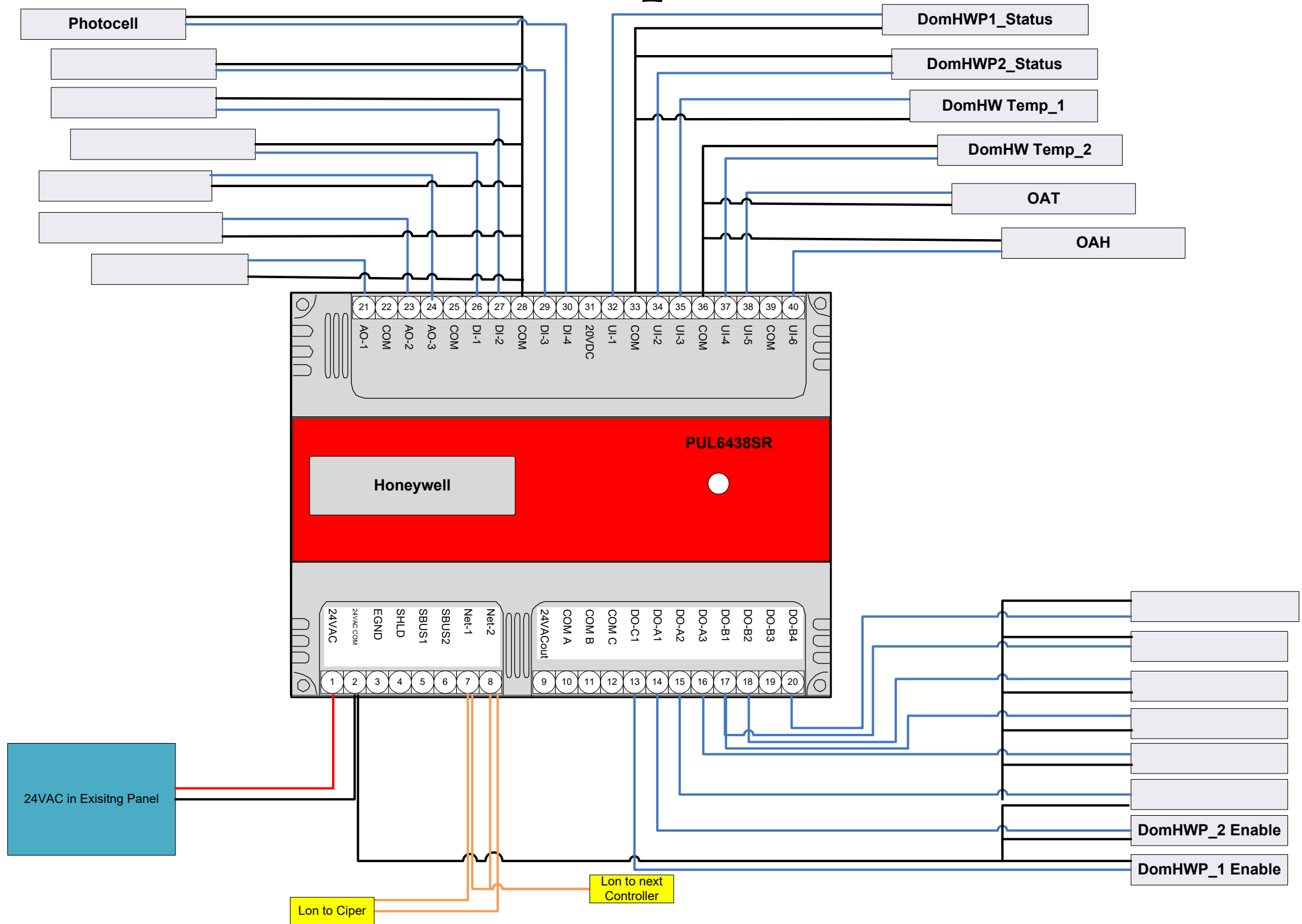


# CP-Exp-6



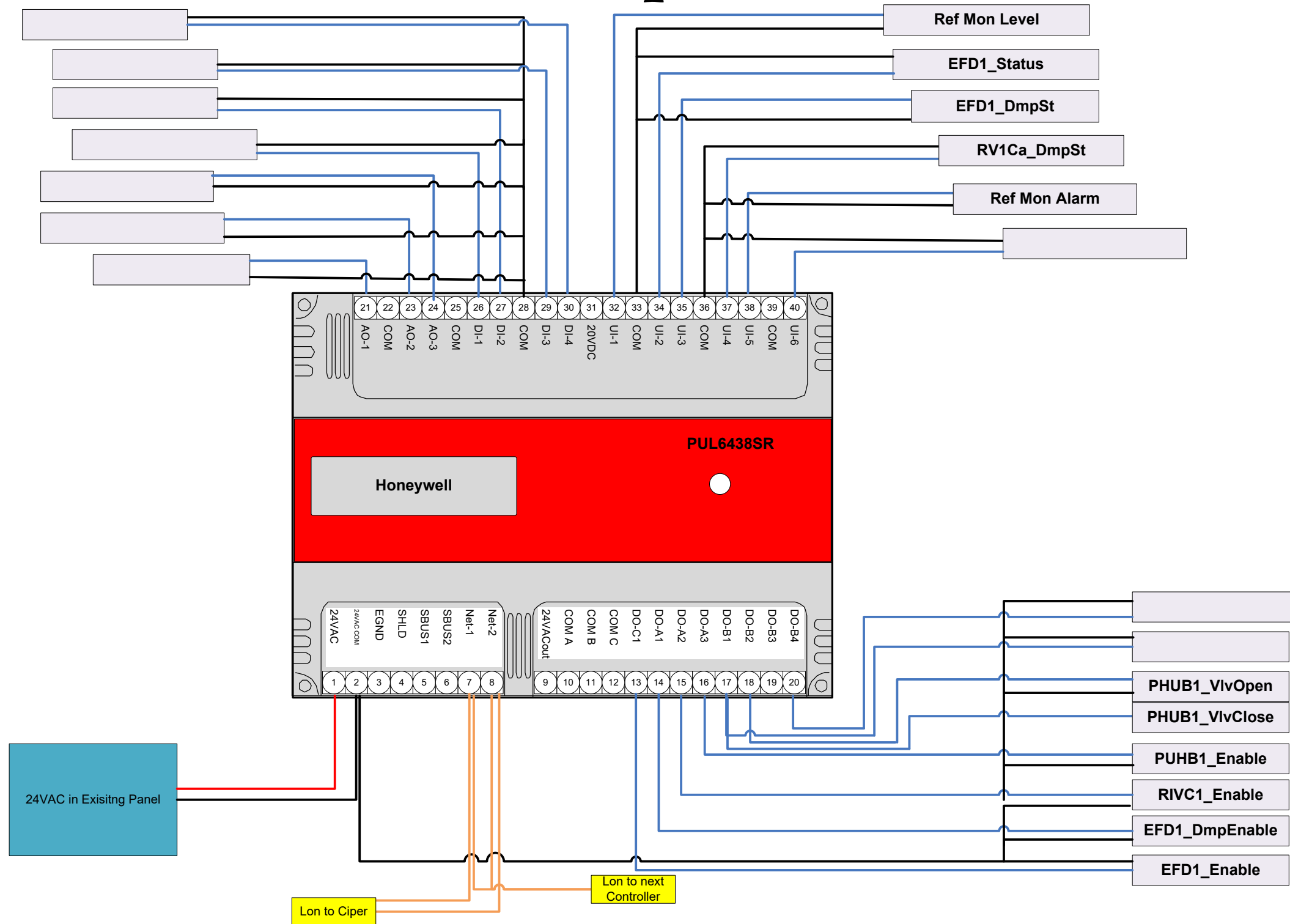
	PAGE TITLE				PROJECT			
	CP-Exp-6				White Lick Elementary			
	REV.	DESCRIPTION	DATE	BY	Contractor		REV	SCALE: NTS
1.0	submittal	3/22/2023				1.0		
				Control Wiring				TC-34 21075

# CP-Exp-7



	PAGE TITLE				PROJECT				
	CP-Exp-7				White Lick Elementary				
REV.	DESCRIPTION	DATE	BY	Contractor		REV	SCALE:	NTS	S H E E T
1.0	submittal	3/22/2023				1.0			
				Control Wiring		Controls Project Manager		TC-37	
								21075	

# CP-Exp-8



**ERMCO**  
EMPLOYEE OWNED  
 EMPowering PEOPLE INSPIRING INNOVATION  
 Electrical | Systems | Automation

96 Commerce Parkway West Fr.  
 Greenwood, IN 46143  
 317-780-2923

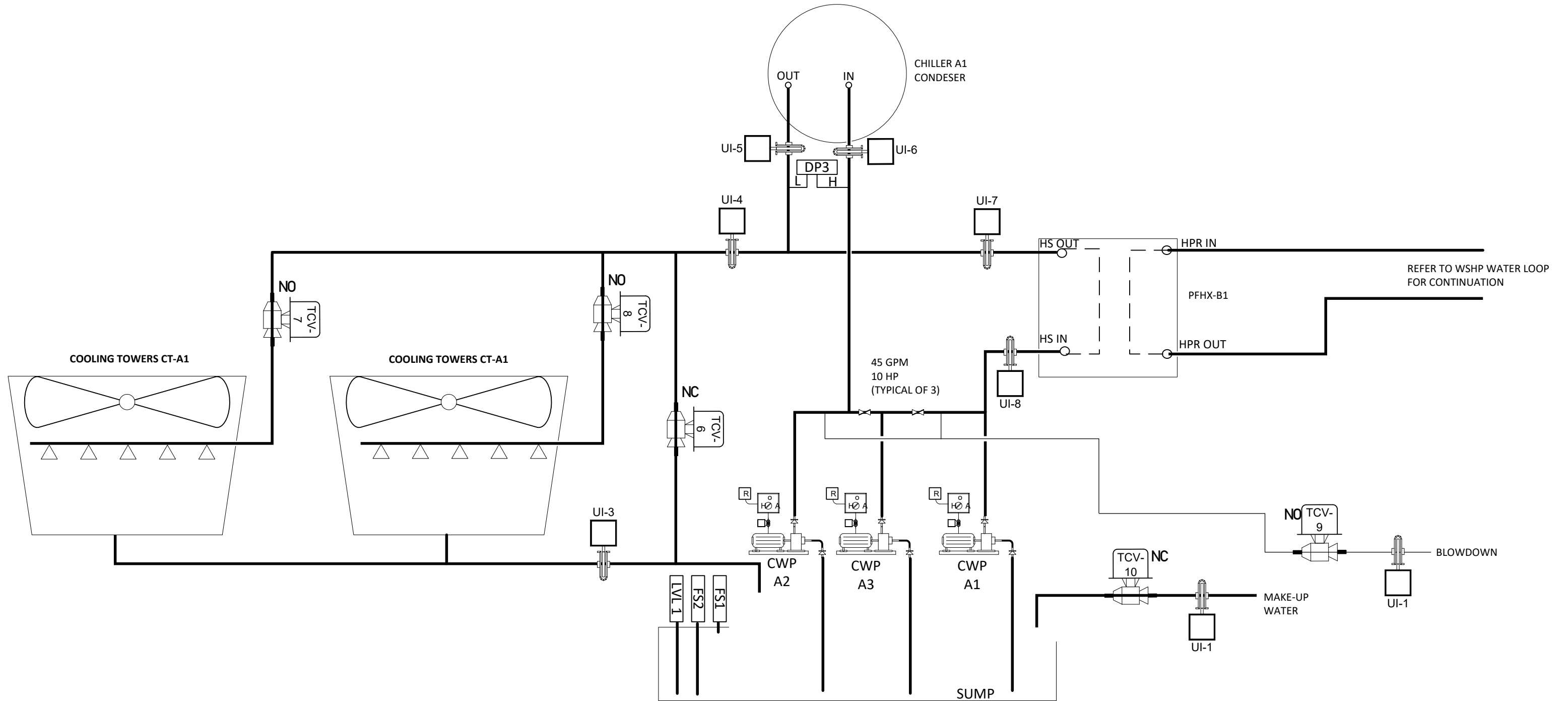
PAGE TITLE			
CP-Exp-8			
REV.	DESCRIPTION	DATE	BY
1.0	submittal	3/22/2023	

PROJECT			
White Lick Elementary			
Contractor		REV 1.0	SCALE: NTS
Control Wiring		Controls Project Manager	

S  
H  
E  
E  
T

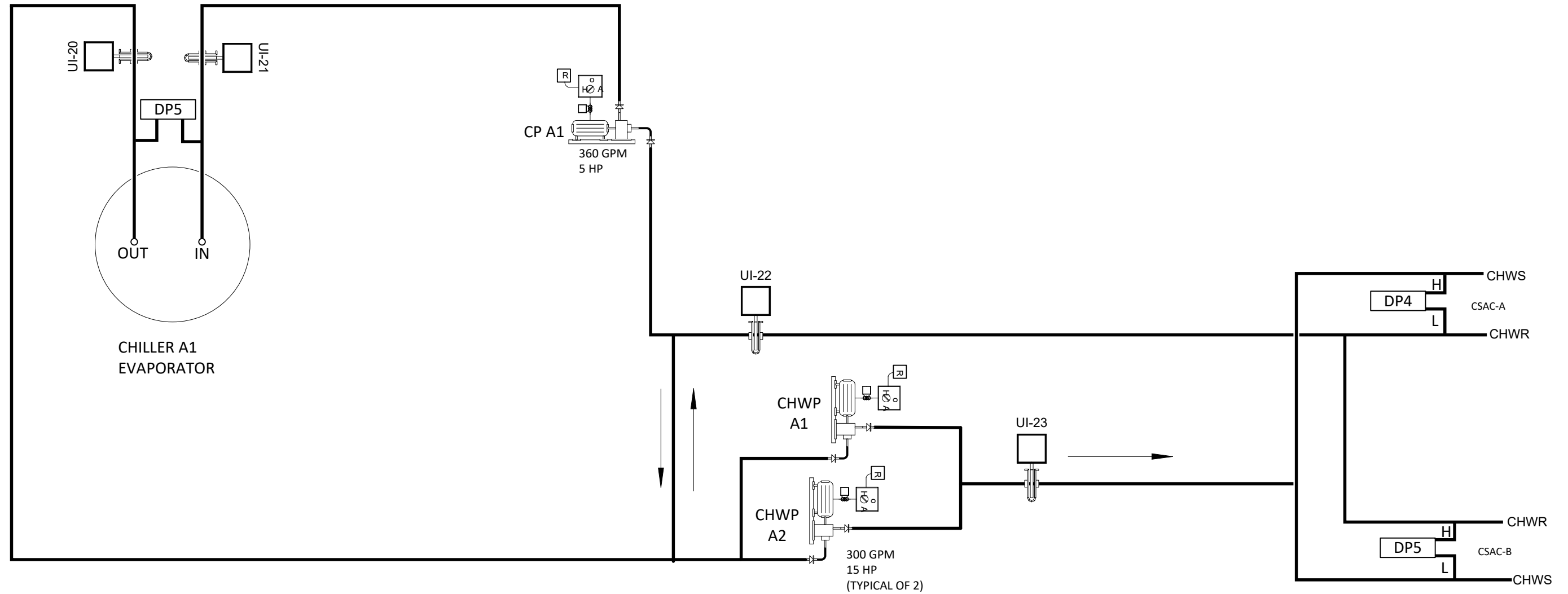
**TC-36**  
21075

# Cooling Towers Schematic



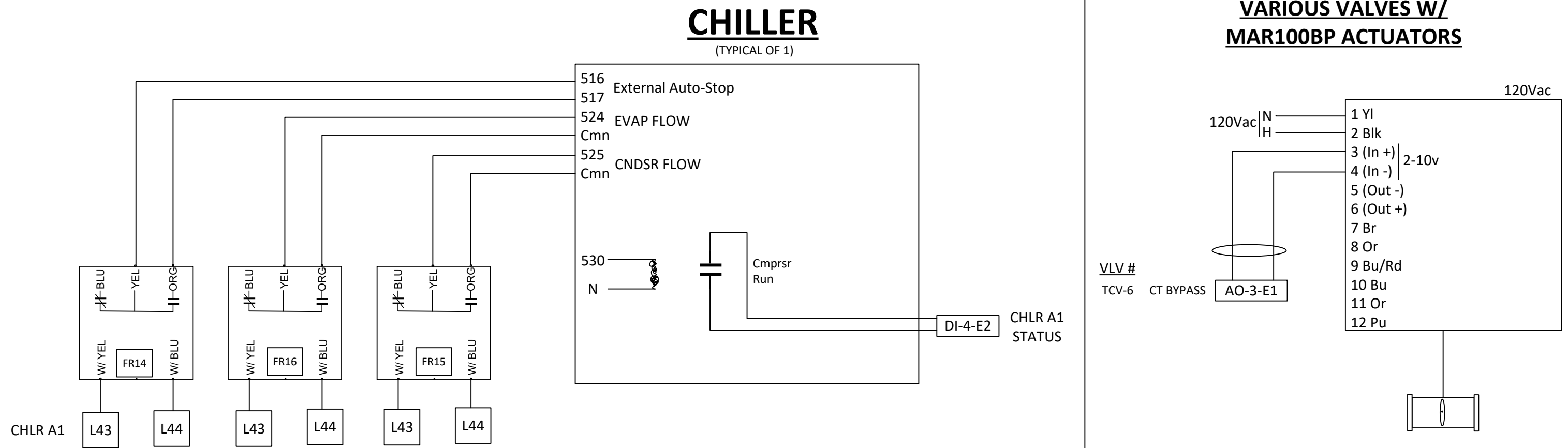
<p>96 Commerce Parkway West Fr. Greenwood, IN 46143 317-780-2923</p>	PAGE TITLE				PROJECT				
	Cooling Towers Schematic				White Lick Elementary				
REV.	DESCRIPTION	DATE	BY	Contractor		REV	SCALE:	NTS	S H E E T
1.0	submittal	3/22/2023		Functional Schematic		1.0			
				Controls Project Manager					TC-37 21075

# Chilled Water Loop Schematic



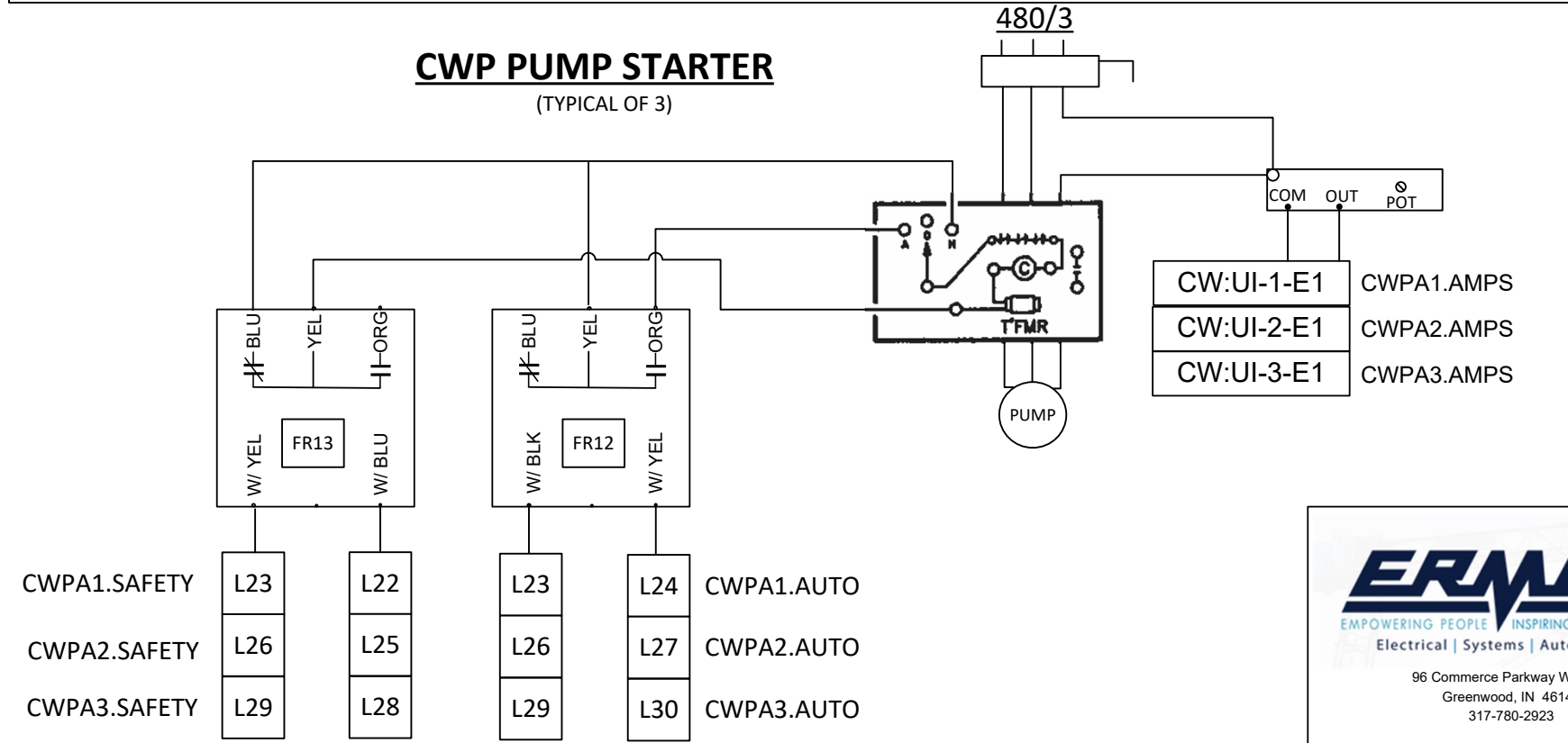
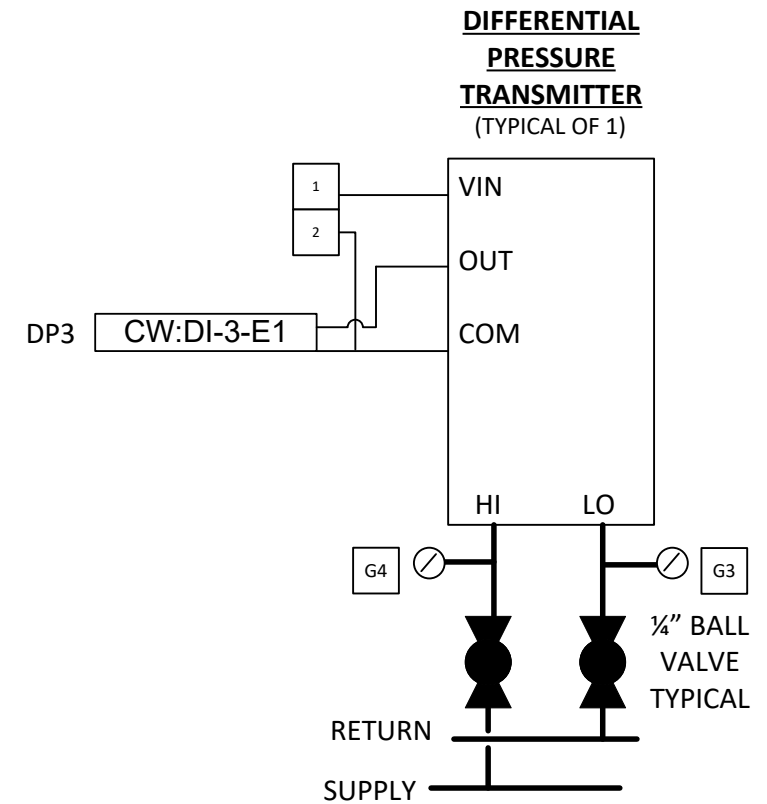
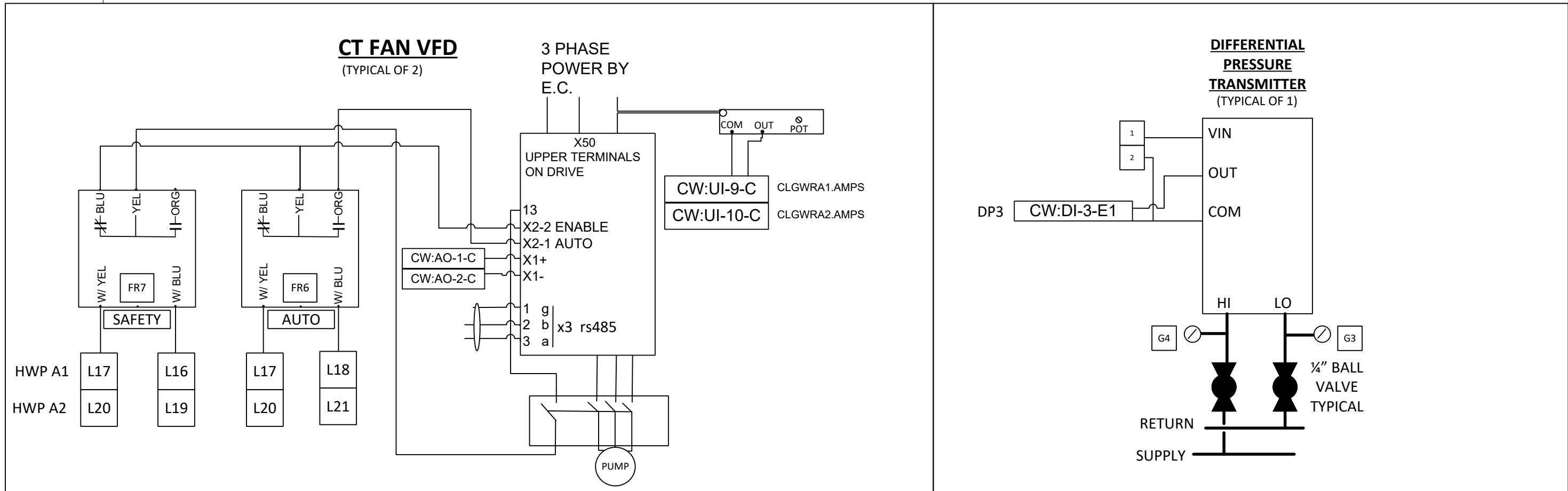
	PAGE TITLE				PROJECT				
	Chilled Water Loop Schematic				White Lick Elementary				
	REV.	DESCRIPTION	DATE	BY	Contractor		REV	SCALE: NTS	S H E E T
	1.0	submittal	3/22/2023				1.0		
				Functional Schematic		Controls Project Manager		TC-38 21075	

# Chiller / Cooling Water Loop Misc.



<p>96 Commerce Parkway West Fr. Greenwood, IN 46143 317-780-2923</p>	PAGE TITLE <b>Cooling Water Loop Chiller</b>				PROJECT <b>White Lick Elementary</b>			
	REV. 1.0 DESCRIPTION submittal DATE 3/22/2023 BY	Contractor			REV 1.0 SCALE: NTS Controls Project Manager	S H E E T	<b>TC-39 21075</b>	
Functional Schematic								

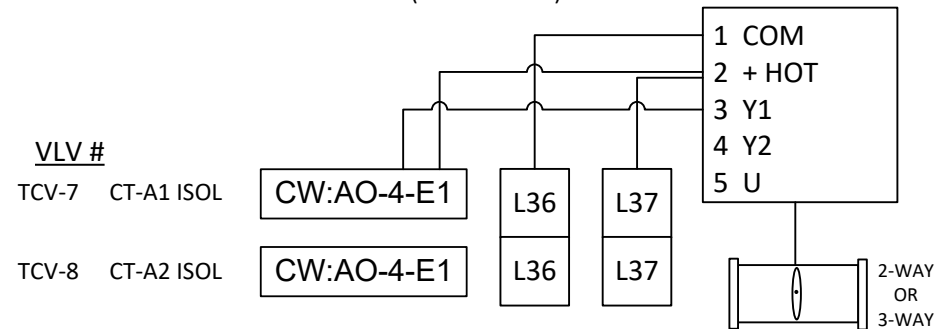
# Cooling Water Loop Misc.



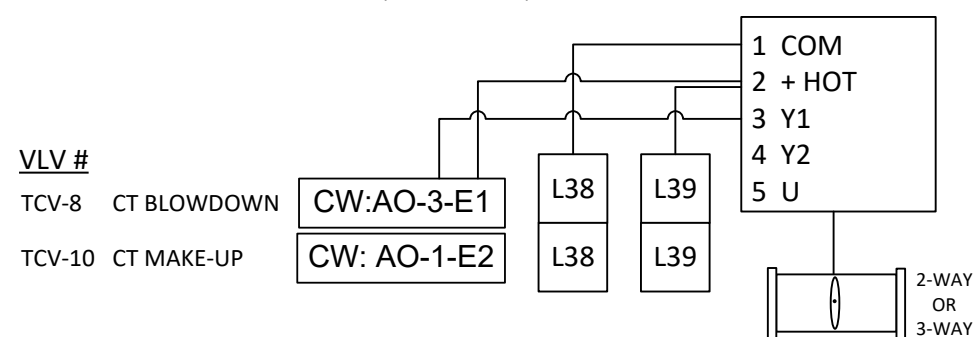
	PAGE TITLE Cooling Water Loop Misc. 1				PROJECT White Lick Elementary			
	REV.	DESCRIPTION	DATE	BY	Contractor Controls Project Manager SCALE: NTS REV 1.0			
1.0	submittal	3/22/2023		Functional Schematic S H E E T <b>TC-40 21075</b>				

# Cooling Water Loop Misc. 2

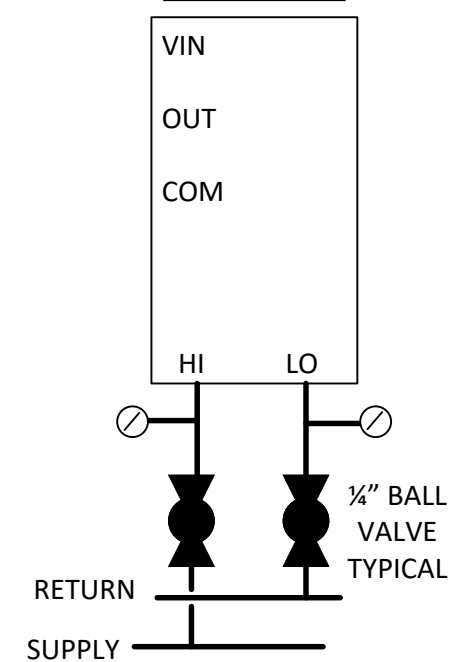
## VARIOUS VALVES W/ GM24-SR ACTUATOR (TYPICAL OF 2)



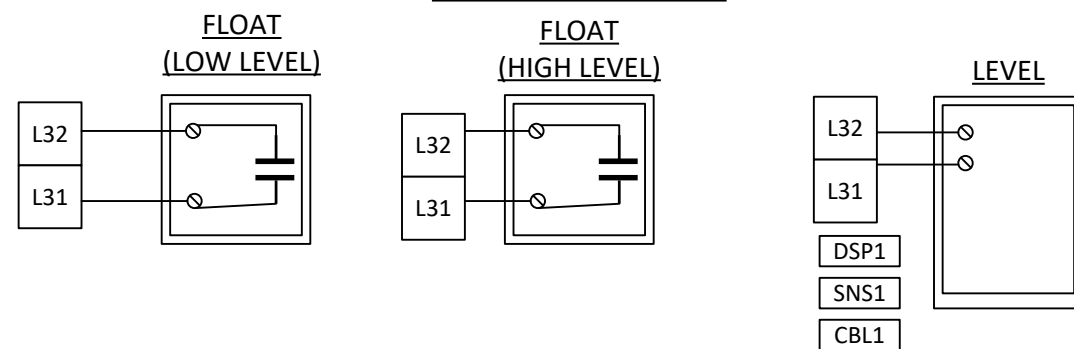
## VARIOUS VALVES W/ AM24-SR ACTUATOR (TYPICAL OF 2)



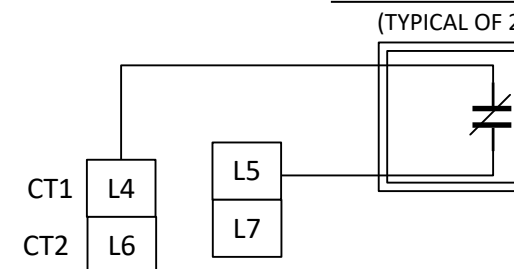
## DIFFERENTIAL PRESSURE TRANSMITTER



## SUMP LEVEL SWITCHES



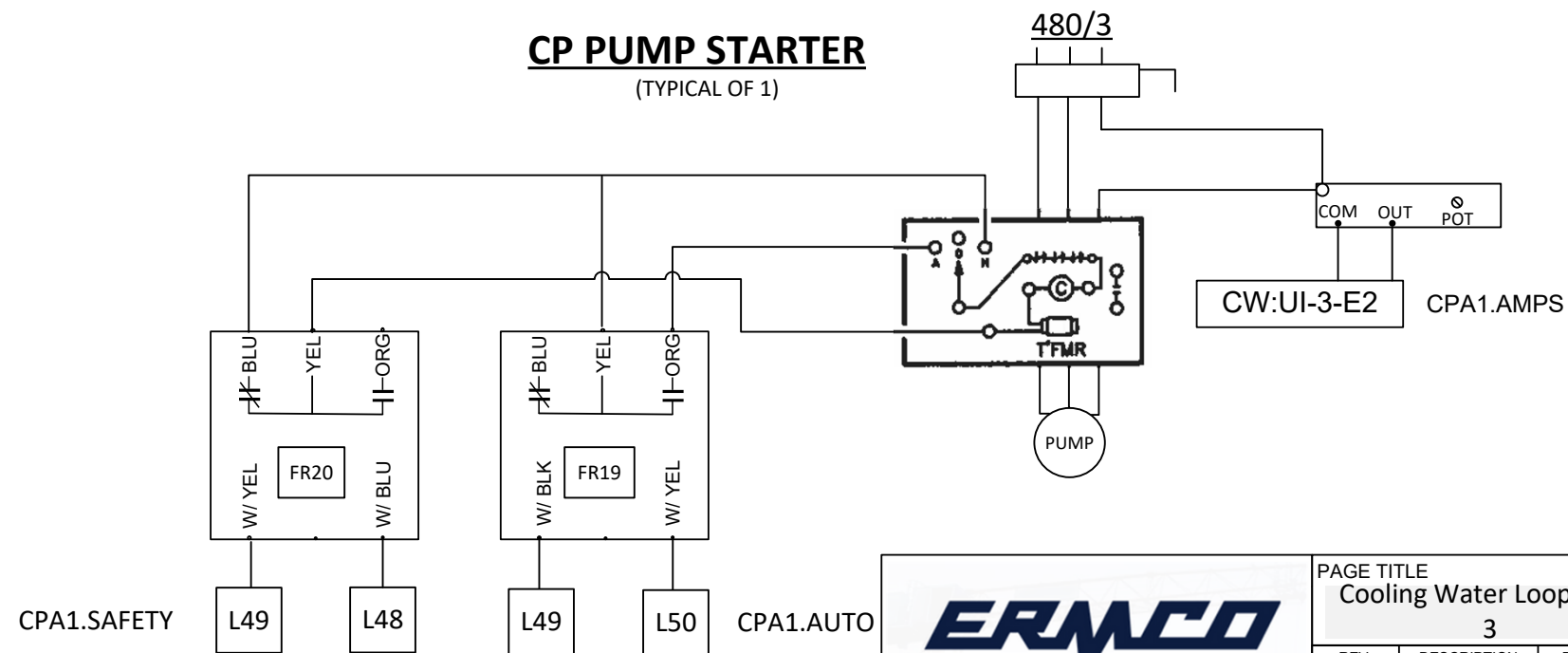
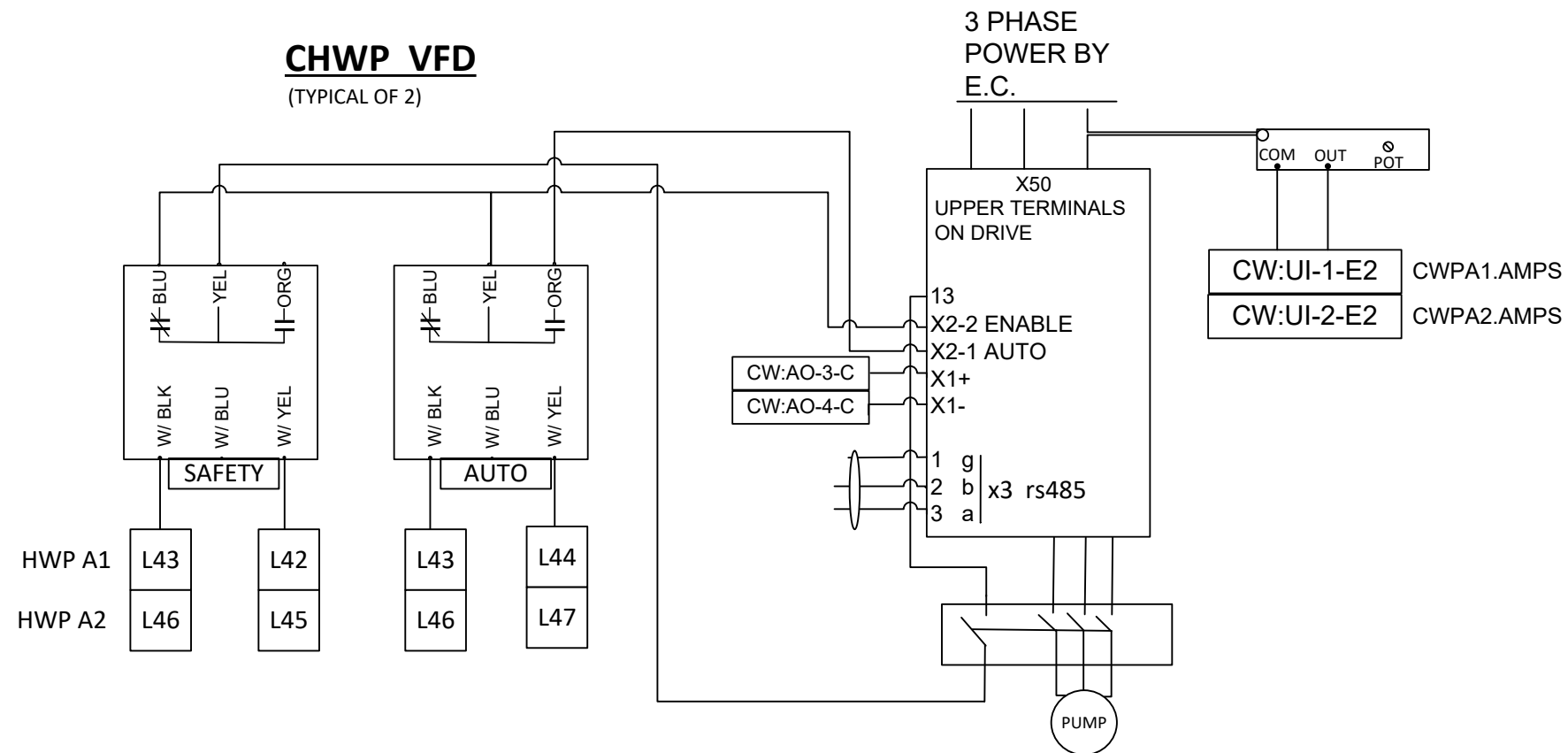
## COOLING TOWER VIBRATION SWITCH (TYPICAL OF 2)



 EMPLOYER OWNED Empowering People Inspiring Innovation Electrical   Systems   Automation 96 Commerce Parkway West Fr. Greenwood, IN 46143 317-780-2923	PAGE TITLE Cooling Water Loop Misc. 2				PROJECT White Lick Elementary			
	REV. 1.0 DESCRIPTION submittal DATE 3/22/2023 BY	Contractor			REV 1.0 SCALE: NTS Controls Project Manager	S H E E T	TC-41 21075	
Functional Schematic								



# Chiller / Cooling Water Loop Misc. 3



	PAGE TITLE Cooling Water Loop Misc. 3				PROJECT White Lick Elementary			
	REV. 1.0	DESCRIPTION submittal	DATE 3/22/2023	BY	Contractor		REV 1.0	SCALE: NTS
					Functional Schematic		Controls Project Manager	